


Annexure 3 - Daily Tollable Traffic Count and Revenue Entry Details												Annexure 3 - Daily Tollable Traffic Count and Revenue Entry Details											
Direction: Mumbai To Pune												Direction: Mumbai To Khasgaon											
Transaction Type	Car/Jeep Count	Total Car/Jeep Amount (Rs.)	Bus Count	Total Bus Amount (Rs.)	Truck Count	Total Truck Amount (Rs.)	LCV Count	Total LCV Amount (Rs.)	MAV/Mini Auto Vehicle Count	Total MAV (Mini Auto Vehicle) Amount (Rs.)	3 Axis Count	Total 3 Axis Amount (Rs.)											
Single Journey	18378	3583343.00	1355	781920.00	249	106347.00	1040	313620.00	222	304274.00	180	190874.00											
Monthly Pass Sales	0	0.00	0	0.00	0	0.00	0	0.00	0	0.00	0	0.00											
Discounted Coupons Sales 10%	0	0.00	0	0.00	0	0.00	0	0.00	0	0.00	0	0.00											
Discounted Coupons Sales 20%	0	0.00	0	0.00	0	3.00	0	0.00	0	0.00	0	0.00											
Daily Pass Sales	0	0.00	0	0.00	0	0.00	0	0.00	0	0.00	0	0.00											
Local Pass Sales	0	0.00	0	0.00	0	0.00	0	0.00	0	0.00	0	0.83											
Return Pass Sales	0	0.00	0	0.00	0	0.00	0	0.00	0	0.00	0	0.00											
Single Journey	5881	685077.00	65	22295.00	56	14096.00	314	58520.00	20	13836.00	23	13862.00											
Monthly Pass Sales	0	0.00	0	0.00	0	0.00	0	0.00	0	0.00	0	0.00											
Discounted Coupons Sales 10%	0	0.00	0	0.00	0	0.00	0	0.00	0	0.00	0	0.00											
Discounted Coupons Sales 20%	0	0.00	0	0.00	0	0.00	0	0.00	0	0.00	0	0.00											
Daily Pass Sales	0	0.00	0	0.00	0	0.00	0	0.00	0	3.00	0	0.00											
Local Pass Sales	0	0.00	0	0.00	0	0.00	0	0.00	0	0.00	0	0.00											
Return Pass Sales	0	0.00	0	0.00	0	0.00	0	0.00	0	6.00	0	0.00											
Single Journey	178	17542.00	4	1144.00	7	1463.00	11	1660.00	93	61948.00	6	8415.00											
Monthly Pass Sales	0	0.00	0	0.00	0	0.00	0	0.00	0	0.00	0	0.00											
Discounted Coupons Sales 10%	0	0.00	0	0.00	0	0.00	0	0.00	0	0.00	0	0.00											
Discounted Coupons Sales 20%	0	0.00	0	0.00	0	0.00	0	0.00	0	0.00	0	0.00											
Daily Pass Sales	0	0.00	0	0.00	0	5.00	0	0.00	0	0.00	0	6.00											
Local Pass Sales	0	0.00	0	0.00	0	3.00	0	0.00	0	0.00	0	0.00											
Return Pass Sales	0	0.00	0	0.00	0	0.00	0	0.00	0	0.00	0	0.00											
Single Journey	1070	157096.56	23	13412.00	21	6594.00	64	14400.00	00	54340.00	44	32602.00											
Monthly Pass Sales	0	0.00	0	0.00	0	0.00	0	0.00	0	0.00	0	0.00											
Discounted Coupons Sales 10%	0	0.00	0	0.00	0	0.00	0	0.00	0	0.00	0	0.00											
Discounted Coupons Sales 20%	0	0.00	0	0.00	0	0.00	0	0.00	0	0.58	0	0.00											
Daily Pass Sales	0	0.00	0	0.00	0	0.00	0	0.00	0	0.00	0	0.00											
Local Pass Sales	0	0.00	0	0.00	0	0.00	0	0.00	0	0.00	0	0.00											
Return Pass Sales	0	0.00	0	0.00	0	0.00	0	0.00	0	0.00	0	0.00											
Single Journey	2131	602082.00	75	32422.00	41	12996.00	165	31080.00	23	30583.00	26	20582.00											
Monthly Pass Sales	0	0.00	0	0.00	0	5.00	0	0.00	0	0.00	0	0.00											
Discounted Coupons Sales 10%	0	0.00	0	0.00	0	0.00	0	0.00	0	0.00	0	0.00											
Discounted Coupons Sales 20%	0	0.00	0	0.00	0	0.00	0	0.00	0	0.00	0	0.00											
Daily Pass Sales	0	0.00	0	0.00	0	0.00	0	0.00	0	0.00	0	0.00											
Local Pass Sales	0	0.00	0	0.00	0	0.00	0	0.00	0	0.00	0	0.00											
Return Pass Sales	0	0.00	0	0.00	0	0.00	0	0.00	0	0.00	0	0.00											
Single Journey	117	11458.00	3	572.00	2	410.00	6	900.00	3	1377.00	1	483.00											
Monthly Pass Sales	0	0.00	0	0.00	0	0.00	0	0.00	0	0.00	0	0.00											
Discounted Coupons Sales 10%	0	0.00	0	0.00	0	0.00	0	0.00	0	0.00	0	0.00											
Discounted Coupons Sales 20%	0	0.00	0	0.00	0	0.00	0	0.00	0	0.00	0	0.00											
Daily Pass Sales	0	0.00	0	0.00	0	0.00	0	0.00	0	0.00	0	0.00											
Local Pass Sales	0	0.00	0	0.00	0	0.00	0	0.00	0	0.00	0	0.00											
Return Pass Sales	0	0.00	0	0.00	0	0.00	0	0.00	0	0.00	0	0.00											

Total Non-Tollable Traffic Count Entry Details							
Transaction Type	Car/Jeep Count	Bus Count	Truck Count	LCV Count	Mini Auto Vehicle Count	3 Axis Count	AVCX
Exempt	3430	14	7	107	28	14	0
Exit Toll	6323	1471	661	1247	414	435	0
Pass Through N&S	24	4	56	111	1527	69	0
Pass Through YCEW	0	0	0	0	0	0	0
Card Punch	35	0	0	15	0	0	0
Tag Punch	42	67	20	13	48	10	0
Violation	6456	42	20	253	70	100	768

Total Traffic Count Entry Details							
Transaction Type	Car/Jeep Count	Bus Count	Truck Count	LCV Count	Mini Auto Vehicle Count	3 Axis Count	AVCX
Tollable Traffic	30780	1630	378	1404	416	291	0
Non-Tollable Traffic	20716	1500	773	2443	2087	644	768
Total Traffic Count	51496	3130	1151	3847	6253	935	768



Kusgaon ycew

Annexure 4 - Daily Tollable Traffic Count and Revenue Entry Details												Annexure 3 - Daily Tollable Traffic Count and Revenue Entry Details											
Date: 1-Nov-18																							
Section Name:																							
Bank Name where cash depositing: BANK OF INDIA																							
Bank Account Number: 060220110000001																							
Collection Date: 2-Nov-18																							
Direction: Kusgaon To Kazambo3																							
Transaction Type	Car/Jeep Count	Total Car/Jeep Amount (In Rs.)	Bus Count	Total Bus Amount (In Rs.)	Truck Count	Total Truck Amount (In Rs.)	LCV Count	Total LCV Amount (In Rs.)	MAV(Multi Axle Vehicle) Count	Total MAV (Multi Axle Vehicle) Amount (In Rs.)	3 Axle Count	Total 3 Axle Amount (In Rs.)											
1	2	3	4	5	6	7	8	9	10	11	12	13											
Single Journey	1653	133401.00	15	5145.00	57	14513.00	214	38820.00	7	6189.80	11	8018.00											
Monthly Pass Sales	0	0.00	0	0.00	0	0.00	0	0.00	0	0.00	0	0.00											
Discounted Coupons Sales 10%	0	0.00	0	0.00	0	0.00	0	0.00	0	0.00	0	0.00											
Discounted Coupons Sales 20%	0	0.00	0	0.00	0	0.00	0	0.00	0	0.00	0	0.00											
Daily Pass Sale	0	0.00	0	0.00	0	0.00	0	0.00	0	0.00	0	0.00											
Local Pass Sales	0	0.00	0	0.00	0	0.00	0	0.00	0	0.00	0	0.00											
Return Pass Sale	0	0.00	0	0.00	0	0.00	0	0.00	0	0.00	0	0.00											
Direction: Kusgaon To Khalapur Connector																							
Transaction Type	Car/Jeep Count	Total Car/Jeep Amount (In Rs.)	Bus Count	Total Bus Amount (In Rs.)	Truck Count	Total Truck Amount (In Rs.)	LCV Count	Total LCV Amount (In Rs.)	MAV(Multi Axle Vehicle) Count	Total MAV (Multi Axle Vehicle) Amount (In Rs.)	3 Axle Count	Total 3 Axle Amount (In Rs.)											
1	2	3	4	5	6	7	8	9	10	11	12	13											
Single Journey	72	7058.00	1	288.00	1	209.00	5	750.00	2	1318.80	1	495.00											
Monthly Pass Sales	0	0.00	0	0.00	0	0.00	0	0.00	0	0.00	0	0.00											
Discounted Coupons Sales 10%	0	0.00	0	0.00	0	0.00	0	0.00	0	0.00	0	0.00											
Discounted Coupons Sales 20%	0	0.00	0	0.00	0	0.00	0	0.00	0	0.00	0	0.00											
Daily Pass Sale	0	0.00	0	0.00	0	0.00	0	0.00	0	0.00	0	0.00											
Local Pass Sales	0	0.00	0	0.00	0	0.00	0	0.00	0	0.00	0	0.00											
Return Pass Sale	0	0.00	0	0.00	0	0.00	0	0.00	0	0.00	0	0.00											
Direction: Khopoli To Kusgaon																							
Transaction Type	Car/Jeep Count	Total Car/Jeep Amount (In Rs.)	Bus Count	Total Bus Amount (In Rs.)	Truck Count	Total Truck Amount (In Rs.)	LCV Count	Total LCV Amount (In Rs.)	MAV(Multi Axle Vehicle) Count	Total MAV (Multi Axle Vehicle) Amount (In Rs.)	3 Axle Count	Total 3 Axle Amount (In Rs.)											
1	2	3	4	5	6	7	8	9	10	11	12	13											
Single Journey	77	7548.00	0	0.00	0	0.00	0	0.00	0	0.00	0	0.00											
Monthly Pass Sales	0	0.00	0	0.00	0	0.00	0	0.00	0	0.00	0	0.00											
Discounted Coupons Sales 10%	0	0.00	0	0.00	0	0.00	0	0.00	0	0.00	0	0.00											
Discounted Coupons Sales 20%	0	0.00	0	0.00	0	0.00	0	0.00	0	0.00	0	0.00											
Daily Pass Sale	0	0.00	0	0.00	0	0.00	0	0.00	0	0.00	0	0.00											
Local Pass Sales	0	0.00	0	0.00	0	0.00	0	0.00	0	0.00	0	0.00											
Return Pass Sale	0	0.00	0	0.00	0	0.00	0	0.00	0	0.00	0	0.00											
Direction: Kusgaon to Khopoli exit																							
Transaction Type	Car/Jeep Count	Total Car/Jeep Amount (In Rs.)	Bus Count	Total Bus Amount (In Rs.)	Truck Count	Total Truck Amount (In Rs.)	LCV Count	Total LCV Amount (In Rs.)	MAV(Multi Axle Vehicle) Count	Total MAV (Multi Axle Vehicle) Amount (In Rs.)	3 Axle Count	Total 3 Axle Amount (In Rs.)											
1	2	3	4	5	6	7	8	9	10	11	12	13											
Single Journey	0	0.00	0	0.00	4	428.00	15	110.00	8	1832.00	0	0.00											
Monthly Pass Sales	0	0.00	0	0.00	0	0.00	0	0.00	0	0.00	0	0.00											
Discounted Coupons Sales 10%	0	0.00	0	0.00	0	0.00	0	0.00	0	0.00	0	0.00											
Discounted Coupons Sales 20%	0	0.00	0	0.00	0	0.00	0	0.00	0	0.00	0	0.00											
Daily Pass Sale	6	0.00	0	0.00	0	0.00	0	0.00	0	0.00	0	0.00											
Local Pass Sales	0	0.00	0	0.00	0	0.00	0	0.00	0	0.00	0	0.00											
Return Pass Sale	0	0.00	0	0.00	0	0.00	0	0.00	0	0.00	0	0.00											

Total Non-Tollable Traffic Count Entry Details							
Transaction Type	Car/Jeep Count	Bus Count	Truck Count	LCV Count	Multi Axle Vehicle Count	3 Axle Count	AVCX
1	2	3	4	5	6	7	8
Exempt	202	6	6	78	12	6	0
Exit Toll	711	10	41	130	105	23	0
Pass Through NH4	132	25	123	568	2203	81	0
Pass Through TCEW	324	807	6	27	0	4	0
Card Punch	3	0	0	0	0	0	0
Tag Punch	1	7	1	1	1	1	0
Violation	21	3	0	0	5	0	5

Total Traffic Count Entry Details							
Transaction Type	Car/Jeep Count	Bus Count	Truck Count	LCV Count	Multi Axle Vehicle Count	3 Axle Count	AVCX
1	2	3	4	5	6	7	8
Tollable Traffic	1802	13	82	234	17	12	0
Non - Tollable Traffic	1391	861	171	803	2326	115	5
Total Traffic Count	3193	877	233	1037	2343	127	5



*R. Kulkarni*

Shedding YATRO

Annexure 2 - Daily Tollable Traffic Count and Revenue Entry Details													Annexure 3 - Daily Tollable Traffic Count and Revenue Entry Details	
Date		1-Nov-18												
Section Name														
Bank Name where cash depositing		IDBI BANN												
Bank Account Number		818910200014048												
Collection Number														
Depositing Date		2-Nov-18												
Direction		Shedding to Kalamboi												
Transaction Type	Car/Jeep Count	Total Car/Jeep Amount (in Rs.)	Bus Count	Total Bus Amount (in Rs.)	Truck Count	Total Truck Amount (in Rs.)	LCV Count	Total LCV Amount (in Rs.)	MAV(Multi Axle Vehicle) Count	Total MAV (Multi Axle Vehicle) Amount (in Rs.)	3 Axle Count	Total 3 Axle Amount (in Rs.)		
1	2	3	4	5	6	7	8	9	10	11	12	13		
Single Journey	1157	40530.00	3	237.00	83	8557.00	4	317	13892.00	179	31850.00	47	6432.00	
Monthly Pass Sales	0	0.00	0	0.00	0	0.00	0	0.00	0	0.00	0	0.00		
Discounted Coupons Sales 10%	0	0.00	0	0.00	0	0.00	0	0.00	0	0.00	0	0.00		
Discounted Coupons Sales 20%	0	0.00	0	0.00	0	0.00	0	0.00	0	0.00	0	0.00		
Daily Pass Sale	9	9.00	9	9.00	0	0.00	0	0.00	0	0.00	0	0.00		
Local Pass Sales	0	0.00	0	0.00	0	0.00	0	0.00	0	0.00	0	0.00		
Return Pass Sale	9	9.00	0	0.00	0	0.00	0	0.00	0	0.00	0	0.00		
Direction		Kalamboi to Shedding												
Transaction Type	Car/Jeep Count	Total Car/Jeep Amount (in Rs.)	Bus Count	Total Bus Amount (in Rs.)	Truck Count	Total Truck Amount (in Rs.)	LCV Count	Total LCV Amount (in Rs.)	MAV(Multi Axle Vehicle) Count	Total MAV (Multi Axle Vehicle) Amount (in Rs.)	3 Axle Count	Total 3 Axle Amount (in Rs.)		
1	2	3	4	5	6	7	8	9	10	11	12	13		
Single Journey	1317	46095.00	58	4522.00	108	8611.00	6	421	15512.00	257	45325.00	59	8040.00	
Monthly Pass Sales	9	0.00	0	0.00	0	0.00	0	0.00	0	0.00	0	0.00		
Discounted Coupons Sales 10%	0	0.00	0	0.00	0	0.00	0	0.00	0	0.00	0	0.00		
Discounted Coupons Sales 20%	0	0.00	0	0.00	0	0.00	0	0.00	0	0.00	0	0.00		
Daily Pass Sale	0	0.00	0	0.00	0	0.00	0	0.00	0	0.00	0	0.00		
Local Pass Sales	0	0.00	0	0.00	0	0.00	0	0.00	0	0.00	0	0.00		
Return Pass Sale	0	0.00	0	0.00	0	0.00	0	0.00	0	0.00	0	0.00		

Total Non-Tollable Traffic Count Entry Details							
Transaction Type	Car/Jeep Count	Bus Count	Truck Count	LCV Count	Multi Axle Vehicle Count	3 Axle Count	AVCX
1	2	3	4	5	6	7	8
Exempt	2056	12	9	163	7	5	9
Exit Toll	0	0	0	0	0	0	0
Pass Through NH4	448	12	64	215	505	161	0
Pass Through TCEW	9	0	0	0	0	0	0
Card Punch	3	0	0	0	0	0	0
Tag Punch	2	0	0	2	2	1	0
Violation	42	0	1	2	2	1	14

Total Traffic Count Entry Details							
Transaction Type	Car/Jeep Count	Bus Count	Truck Count	LCV Count	Multi Axle Vehicle Count	3 Axle Count	AVCX
1	2	3	4	5	6	7	8
Tollable Traffic	2474	81	191	738	436	186	0
Non - Tollable Traffic	2551	24	74	382	606	168	14
Total Traffic Count	5025	105	265	1120	1042	274	14




*Pulkarni*

Talegaon view

Annexure 8 - Daily Tollable Traffic Count and Revenue Entry Details												Annexure 8 - Daily Tollable Traffic Count and Revenue Entry Details											
Date: 1-Nov-18																							
Section Name: 0																							
Bank Name where cash depositing: BANK OF INDIA																							
Bank Account Number: 06022011000001																							
Collection Date: 2-Nov-18																							
Direction: Talegaon To Mumbai																							
Transaction Type	Car/Jeep Count	Total Car/Jeep Amount (In Rs.)	Bus Count	Total Bus Amount (In Rs.)	Truck Count	Total Truck Amount (In Rs.)	LCV Count	Total LCV Amount (In Rs.)	MAV (Multi Axle Vehicle) Count	Total MAV (Multi Axle Vehicle) Amount (In Rs.)	3 Axle Count	Total 3 Axle Amount (In Rs.)											
1	2	3	4	5	6	7	8	9	10	11	12	13											
Single Journey	20211	3908694.00	1475	857420.00	666	248908.00	1240	370020.00	413	543381.00	430	441738.00											
Monthly Pass Sales	0	0.00	0	0.00	0	0.00	0	0.00	0	0.00	0	0.00											
Discounted Coupons Sales 10%	0	0.00	0	0.00	0	0.00	0	0.00	0	0.00	0	0.00											
Discounted Coupons Sales 20%	0	0.00	0	0.00	0	0.00	0	0.00	0	0.00	0	0.00											
Daily Pass Sale	0	0.00	0	0.00	0	0.00	0	0.00	0	0.00	0	0.00											
Local Pass Sales	0	0.00	0	0.00	0	0.00	0	0.00	0	0.00	0	0.00											
Return Pass Sale	0	0.00	0	0.00	0	0.00	0	0.00	0	0.00	0	0.00											
Direction: Talegaon To Khalspur Connector																							
Transaction Type	Car/Jeep Count	Total Car/Jeep Amount (In Rs.)	Bus Count	Total Bus Amount (In Rs.)	Truck Count	Total Truck Amount (In Rs.)	LCV Count	Total LCV Amount (In Rs.)	MAV (Multi Axle Vehicle) Count	Total MAV (Multi Axle Vehicle) Amount (In Rs.)	3 Axle Count	Total 3 Axle Amount (In Rs.)											
1	2	3	4	5	6	7	8	9	10	11	12	13											
Single Journey	538	78548.00	8	2568.00	7	2198.00	25	5625.00	17	18795.00	15	11145.00											
Monthly Pass Sales	0	0.00	0	0.00	0	0.00	0	0.00	0	0.00	0	0.00											
Discounted Coupons Sales 10%	0	0.00	0	0.00	0	0.00	0	0.00	0	0.00	0	0.00											
Discounted Coupons Sales 20%	0	0.00	0	0.00	0	0.00	0	0.00	0	0.00	0	0.00											
Daily Pass Sale	0	0.00	0	0.00	0	0.00	0	0.00	0	0.00	0	0.00											
Local Pass Sales	0	0.00	0	0.00	0	0.00	0	0.00	0	0.00	0	0.00											
Return Pass Sale	0	0.00	0	0.00	0	0.00	0	0.00	0	0.00	0	0.00											
Direction: Talegaon To Khusgaon																							
Transaction Type	Car/Jeep Count	Total Car/Jeep Amount (In Rs.)	Bus Count	Total Bus Amount (In Rs.)	Truck Count	Total Truck Amount (In Rs.)	LCV Count	Total LCV Amount (In Rs.)	MAV (Multi Axle Vehicle) Count	Total MAV (Multi Axle Vehicle) Amount (In Rs.)	3 Axle Count	Total 3 Axle Amount (In Rs.)											
1	2	3	4	5	6	7	8	9	10	11	12	13											
Single Journey	1980	231777.00	15	5145.00	31	8785.00	98	18000.00	24	18960.00	32	19008.00											
Monthly Pass Sales	0	0.00	0	0.00	0	0.00	0	0.00	0	0.00	0	0.00											
Discounted Coupons Sales 10%	0	0.00	0	0.00	0	0.00	0	0.00	0	0.00	0	0.00											
Discounted Coupons Sales 20%	0	0.00	0	0.00	0	0.00	0	0.00	0	0.00	0	0.00											
Daily Pass Sale	0	0.00	0	0.00	0	0.00	0	0.00	0	0.00	0	0.00											
Local Pass Sales	0	0.00	0	0.00	0	0.00	0	0.00	0	0.00	0	0.00											
Return Pass Sale	0	0.00	0	0.00	0	0.00	0	0.00	0	0.00	0	0.00											
Direction: Khusgaon To Pune																							
Transaction Type	Car/Jeep Count	Total Car/Jeep Amount (In Rs.)	Bus Count	Total Bus Amount (In Rs.)	Truck Count	Total Truck Amount (In Rs.)	LCV Count	Total LCV Amount (In Rs.)	MAV (Multi Axle Vehicle) Count	Total MAV (Multi Axle Vehicle) Amount (In Rs.)	3 Axle Count	Total 3 Axle Amount (In Rs.)											
1	2	3	4	5	6	7	8	9	10	11	12	13											
Single Journey	2572	302172.00	59	24817.00	10	4431.00	99	18720.00	6	11327.00	8	7722.00											
Monthly Pass Sales	0	0.00	0	0.00	0	0.00	0	0.00	0	0.00	0	0.00											
Discounted Coupons Sales 10%	0	0.00	0	0.00	0	0.00	0	0.00	0	0.00	0	0.00											
Discounted Coupons Sales 20%	0	0.00	0	0.00	0	0.00	0	0.00	0	0.00	0	0.00											
Daily Pass Sale	0	0.00	0	0.00	0	0.00	0	0.00	0	0.00	0	0.00											
Local Pass Sales	0	0.00	0	0.00	0	0.00	0	0.00	0	0.00	0	0.00											
Return Pass Sale	0	0.00	0	0.00	0	0.00	0	0.00	0	0.00	0	0.98											

Total Non-Tollable Traffic Count Entry Details							
Transaction Type	Car/Jeep Count	Bus Count	Truck Count	LCV Count	Multi Axle Vehicle Count	3 Axle Count	AVCX
1	2	3	4	5	6	7	8
Exempt	3040	15	2	142	2	3	0
Exit Toll	8994	1215	230	617	243	209	6
Pass Through NH4	0	0	0	0	0	0	0
PAAs Through YCEW	0	0	0	0	0	0	0
Card Punch	10	0	0	11	0	0	0
Tag Punch	40	71	21	10	59	38	8
Violation	1194	11	1	13	2	0	16


Total Traffic Count Entry Details							
Transaction Type	Car/Jeep Count	Bus Count	Truck Count	LCV Count	Multi Axle Vehicle Count	3 Axle Count	AVCX
1	2	3	4	5	6	7	8
Tollable Traffic	25301	1555	714	1492	460	483	0
Non - Tollable Traffic	13278	1312	254	993	297	258	19
Total Traffic Count	38579	2867	968	2485	757	733	19



Annexure 9 - Daily Tollable Traffic Count and Revenue Entry Details											Annexure 8 - Daily Tollable Traffic Count and Revenue Entry Details										
Date: 2-Nov-18																					
Section Name: 0																					
Bank Name where Cash Depositing: IDBI BANK																					
Bank Account Number: 19810200014048																					
Collection Date/Inq Date: 3-Nov-18																					
Direction: Mumbai To Pune																					
Transaction Type	Car/Jeep Count	Total Car/Jeep Amount (In Rs.)	Bus Count	Total Bus Amount (In Rs.)	Truck Count	Total Truck Amount (In Rs.)	LCV Count	Total LCV Amount (In Rs.)	MAV(Multi Axle Vehicle) Count	Total MAV (Multi Axle Vehicle) Amount (In Rs.)	3 Axle Count	Total 3 Axle Amount (In Rs.)									
Single Journey	1557	306083.00	1374	798276.00	670	272621.00	1558	488360.00	457	629516.80	537	356270.00									
Monthly Pass Sales	0	0	0	0	0	0	0	0	0	0	0	0									
Discounted Coupons Sales 10%	0	0	0	0	0	0	0	0	0	0	0	0									
Discounted Coupons Sales 20%	0	0	0	0	0	0	0	0	0	0	0	0									
Daily Pass Sales	0	0	0	0	0	0	0	0	0	0	0	0									
Local Pass Sales	0	0	0	0	0	0	0	0	0	0	0	0									
Return Pass Sale	0	0	0	0	0	0	0	0	0	0	0	0									
Direction: Mumbai To Khatwas																					
Transaction Type	Car/Jeep Count	Total Car/Jeep Amount (In Rs.)	Bus Count	Total Bus Amount (In Rs.)	Truck Count	Total Truck Amount (In Rs.)	LCV Count	Total LCV Amount (In Rs.)	MAV(Multi Axle Vehicle) Count	Total MAV (Multi Axle Vehicle) Amount (In Rs.)	3 Axle Count	Total 3 Axle Amount (In Rs.)									
Single Journey	5255	516055.90	80	27440.80	148	36848.00	410	73800.00	43	33970.00	40	23760.80									
Monthly Pass Sales	0	0	0	0	0	0	0	0	0	0	0	0									
Discounted Coupons Sales 10%	0	0	0	0	0	0	0	0	0	0	0	0									
Discounted Coupons Sales 20%	0	0	0	0	0	0	0	0	0	0	0	0									
Daily Pass Sales	0	0	0	0	0	0	0	0	0	0	0	0									
Local Pass Sales	0	0	0	0	0	0	0	0	0	0	0	0									
Return Pass Sale	0	0	0	0	0	0	0	0	0	0	0	0									
Direction: Khat Connector To Khatwas																					
Transaction Type	Car/Jeep Count	Total Car/Jeep Amount (In Rs.)	Bus Count	Total Bus Amount (In Rs.)	Truck Count	Total Truck Amount (In Rs.)	LCV Count	Total LCV Amount (In Rs.)	MAV(Multi Axle Vehicle) Count	Total MAV (Multi Axle Vehicle) Amount (In Rs.)	3 Axle Count	Total 3 Axle Amount (In Rs.)									
Single Journey	292	19796.00	7	2002.80	12	2717.80	33	4650.00	152	102804.80	13	8409.00									
Monthly Pass Sales	0	0	0	0	0	0	0	0	0	0	0	0									
Discounted Coupons Sales 10%	0	0	0	0	0	0	0	0	0	0	0	0									
Discounted Coupons Sales 20%	0	0	0	0	0	0	0	0	0	0	0	0									
Daily Pass Sales	0	0	0	0	0	0	0	0	0	0	0	0									
Local Pass Sales	0	0	0	0	0	0	0	0	0	0	0	0									
Return Pass Sale	0	0	0	0	0	0	0	0	0	0	0	0									
Direction: Khat Connector To Piste																					
Transaction Type	Car/Jeep Count	Total Car/Jeep Amount (In Rs.)	Bus Count	Total Bus Amount (In Rs.)	Truck Count	Total Truck Amount (In Rs.)	LCV Count	Total LCV Amount (In Rs.)	MAV(Multi Axle Vehicle) Count	Total MAV (Multi Axle Vehicle) Amount (In Rs.)	3 Axle Count	Total 3 Axle Amount (In Rs.)									
Single Journey	1039	151694.00	45	19280.80	33	10352.80	111	24975.00	103	105743.80	84	62412.00									
Monthly Pass Sales	0	0	0	0	0	0	0	0	0	0	0	0									
Discounted Coupons Sales 10%	0	0	0	0	0	0	0	0	0	0	0	0									
Discounted Coupons Sales 20%	0	0	0	0	0	0	0	0	0	0	0	0									
Daily Pass Sales	0	0	0	0	0	0	0	0	0	0	0	0									
Local Pass Sales	0	0	0	0	0	0	0	0	0	0	0	0									
Return Pass Sale	0	0	0	0	0	0	0	0	0	0	0	0									
Direction: Khatwas To Mumbai																					
Transaction Type	Car/Jeep Count	Total Car/Jeep Amount (In Rs.)	Bus Count	Total Bus Amount (In Rs.)	Truck Count	Total Truck Amount (In Rs.)	LCV Count	Total LCV Amount (In Rs.)	MAV(Multi Axle Vehicle) Count	Total MAV (Multi Axle Vehicle) Amount (In Rs.)	3 Axle Count	Total 3 Axle Amount (In Rs.)									
Single Journey	4480	523407.00	87	37282.00	27	10389.00	195	38100.03	58	43588.03	24	24255.00									
Monthly Pass Sales	0	0	0	0	0	0	0	0	0	0	0	0									
Discounted Coupons Sales 10%	0	0	0	0	0	0	0	0	0	0	0	0									
Discounted Coupons Sales 20%	0	0	0	0	0	0	0	0	0	0	0	0									
Daily Pass Sales	0	0	0	0	0	0	0	0	0	0	0	0									
Local Pass Sales	0	0	0	0	0	0	0	0	0	0	0	0									
Return Pass Sale	0	0	0	0	0	0	0	0	0	0	0	0									
Direction: Khatwas To Khatwas Connectors																					
Transaction Type	Car/Jeep Count	Total Car/Jeep Amount (In Rs.)	Bus Count	Total Bus Amount (In Rs.)	Truck Count	Total Truck Amount (In Rs.)	LCV Count	Total LCV Amount (In Rs.)	MAV(Multi Axle Vehicle) Count	Total MAV (Multi Axle Vehicle) Amount (In Rs.)	3 Axle Count	Total 3 Axle Amount (In Rs.)									
Single Journey	174	17052.00	0	0.00	1	208.00	7	1050.00	4	659.80	2	1486.00									
Monthly Pass Sales	0	0	0	0	0	0	0	0	0	0	0	0									
Discounted Coupons Sales 10%	0	0	0	0	0	0	0	0	0	0	0	0									
Discounted Coupons Sales 20%	0	0	0	0	0	0	0	0	0	0	0	0									
Daily Pass Sales	0	0	0	0	0	0	0	0	0	0	0	0									
Local Pass Sales	0	0	0	0	0	0	0	0	0	0	0	0									
Return Pass Sale	0	0	0	0	0	0	0	0	0	0	0	0									

Total Non-Tollable Traffic Count Entry Details							
Transaction Type	Car/Jeep Count	Bus Count	Truck/Tractor	LCV Count	Multi Axle Vehicle Count	3 Axle Count	AVCR
	1	2	3	4	5	6	7
Entrap	4020	14	34	170	69	29	0
Exit To S	12639	1304	958	1799	481	481	0
Pass Through NH4	28	2	121	224	1700	148	0
Pass Through YCEW	0	0	0	0	0	0	0
Card Punch	58	1	0	17	0	4	0
Tag Punch	41	80	20	21	96	45	0
Violation	2081	3	4	127	25	42	464

Total Traffic Count Entry Details							
Transaction Type	Car/Jeep Count	Bus Count	Truck Count	LCV Count	Multi Axle Vehicle Count	3 Axle Count	AVCR
	1	2	3	4	5	6	7
Tollable Traffic	26797	1530	900	2514	742	521	4
Non-Tollable Traffic	18823	1495	1147	2388	2441	734	464
Total Traffic Count	45620	3025	2047	4902	3233	1255	464



*Handwritten signature: R. Kulkarni*

Kusgaon YCEW

Annexure II - Daily Tollable Traffic Count and Revenue Entry Details											Annexure II - Daily Tollable Traffic Count and Revenue Entry Details			
Date	2-Nov-18													
Section Name	0													
Bank Name where cash depositing	BANK OF INDIA													
Bank Account Number	080220110000001													
Collection Date	3-Nov-18													
Direction	Kusgaon To Kalamoh													
Transaction Type	Car/Jeep Count	Total Car/Jeep Amount (In Rs.)	Bus Count	Total Bus Amount (In Rs.)	Truck Count	Total Truck Amount (In Rs.)	LCV Count	Total LCV Amount (In Rs.)	MAV(Multi Axle Vehicle) Count	Total MAV (Multi Axle Vehicle) Amount (In Rs.)	3 Axle Count	Total 3 Axle Amount (In Rs.)		
1	2	3	4	5	6	7	8	9	10	11	12	13		
Single Journey	1259	147401.00	22	7546.00	85	21336.00	279	50370.00		8218.00		11781.00		
Monthly Pass Sales	0	0.00	0	8.00	0	0.00	0	0.00	0	0.00	8	0.00		
Discounted Coupons Sales 10%	0	0.00	8	8.00	0	0.00	0	0.00	0	0.00	8	0.00		
Discounted Coupons Sales 20%	0	0.00	8	8.00	0	0.00	0	0.00	0	0.00	0	0.00		
Daily Pass Sale	0	0.00	0	0.00	0	0.00	0	0.00	0	0.00	0	0.00		
Local Pass Sales	8	0.00	0	0.00	0	0.00	0	0.00	0	0.00	0	0.00		
Return Pass Sale	0	0.00	0	0.00	0	0.00	8	0.00	0	8.00	0	0.00		
Direction	Kusgaon To Khalapur Connector													
Transaction Type	Car/Jeep Count	Total Car/Jeep Amount (In Rs.)	Bus Count	Total Bus Amount (In Rs.)	Truck Count	Total Truck Amount (In Rs.)	LCV Count	Total LCV Amount (In Rs.)	MAV(Multi Axle Vehicle) Count	Total MAV (Multi Axle Vehicle) Amount (In Rs.)	3 Axle Count	Total 3 Axle Amount (In Rs.)		
1	2	3	4	5	6	7	8	9	10	11	12	13		
Single Journey	83	8134.00	0	0.00	0	0.00	11	1850.00	2	1318.00	4	1880.00		
Monthly Pass Sales	0	8.00	0	0.00	0	0.00	0	0.00	0	0.00	8	0.00		
Discounted Coupons Sales 10%	0	9.00	0	0.00	0	0.00	8	9.00	9	9.00	0	8.00		
Discounted Coupons Sales 20%	0	9.00	0	0.00	0	0.00	0	0.00	9	6.00	0	0.00		
Daily Pass Sale	0	0.00	0	0.00	0	0.00	0	0.00	8	8.00	9	0.00		
Local Pass Sales	0	8.00	0	9.00	0	9.00	0	0.00	0	0.00	9	0.00		
Return Pass Sale	0	0.00	0	6.00	0	9.00	0	0.00	0	0.00	9	0.00		
Direction	Khopoli To Kusgaon													
Transaction Type	Car/Jeep Count	Total Car/Jeep Amount (In Rs.)	Bus Count	Total Bus Amount (In Rs.)	Truck Count	Total Truck Amount (In Rs.)	LCV Count	Total LCV Amount (In Rs.)	MAV(Multi Axle Vehicle) Count	Total MAV (Multi Axle Vehicle) Amount (In Rs.)	3 Axle Count	Total 3 Axle Amount (In Rs.)		
1	2	3	4	5	6	7	8	9	10	11	12	13		
Single Journey	88	8488.00	9	6.00	8	9.00	0	9.00	0	0.00	8	9.00		
Monthly Pass Sales	0	0.00	0	9.00	9	9.00	0	9.00	9	9.00	9	9.00		
Discounted Coupons Sales 10%	0	0.00	9	8.00	0	9.00	0	9.00	0	0.00	9	9.00		
Discounted Coupons Sales 20%	0	0.00	9	9.00	8	9.00	0	9.00	9	0.00	0	9.00		
Daily Pass Sale	0	0.00	9	0.00	0	9.00	0	9.00	0	9.00	0	9.00		
Local Pass Sales	0	0.00	0	0.00	0	0.00	0	0.00	0	0.00	9	0.00		
Return Pass Sale	0	0.00	0	0.00	0	9.00	0	0.00	0	0.00	0	0.00		
Direction	Kusgaon To Khopoli exit													
Transaction Type	Car/Jeep Count	Total Car/Jeep Amount (In Rs.)	Bus Count	Total Bus Amount (In Rs.)	Truck Count	Total Truck Amount (In Rs.)	LCV Count	Total LCV Amount (In Rs.)	MAV(Multi Axle Vehicle) Count	Total MAV (Multi Axle Vehicle) Amount (In Rs.)	3 Axle Count	Total 3 Axle Amount (In Rs.)		
1	2	3	4	5	6	7	8	9	10	11	12	13		
Single Journey	0	0.00	0	0.00	8	642.00	17	810.00	8	2061.00	0	0.00		
Monthly Pass Sales	0	0.00	9	0.00	0	0.00	0	0.00	0	0.00	0	0.00		
Discounted Coupons Sales 10%	0	0.00	0	0.00	0	0.00	0	0.00	0	0.00	0	0.00		
Discounted Coupons Sales 20%	0	0.00	0	0.00	0	0.00	0	0.00	0	0.00	0	0.00		
Daily Pass Sale	0	0.00	0	0.00	0	0.00	0	9.00	0	0.00	0	0.00		
Local Pass Sales	0	0.00	0	0.00	0	0.00	9	0.00	0	0.00	0	0.00		
Return Pass Sale	0	0.00	0	0.00	0	9.00	0	0.00	0	0.00	0	0.00		

Total Non-Tollable Traffic Count Entry Details							
Transaction Type	Car/Jeep Count	Bus Count	Truck Count	LCV Count	Multi Axle Vehicle Count	3 Axle Count	AVCK
1	2	3	4	5	6	7	8
Exempt	191	7	14	103	26	4	0
Exit Toll	680	15	106	172	158	31	0
Pass Through NH4	122	25	252	779	3091	137	0
Pass Through TOEW	331	800	1	22	3	0	0
Card Punch	0	9	0	0	0	0	0
Tag Punch	2	7	2	2	2	1	0
Violation	8	1	1	0	9	0	1

Total Traffic Count Entry Details							
Transaction Type	Car/Jeep Count	Bus Count	Truck Count	LCV Count	Multi Axle Vehicle Count	3 Axle Count	AVCK
1	2	3	4	5	6	7	8
Tollable Traffic	1408	22	91	307	21	23	0
Non - Tollable Traffic	1334	881	375	1077	3280	173	1
Total Traffic Count	2742	883	466	1384	3301	190	1



*Prakash*

Shedding year

Annexure 8 - Daily Tollable Traffic Count and Revenue Entry Details											Annexure 9 - Daily Tollable Traffic Count and Revenue Entry Details		
Date	2-Nov-10												
Section Name	0												
Bank Name where cash depositing	IDBI BANK												
Bank Account Number	8189102000014049												
Collection													
Depositing Date	3-Nov-16												
Direction	Shedding to Kalamboi												
Transaction Type	Car/Jeeep Count	Total Car/Jeeep Amount (In Rs.)	Bus Count	Total Bus Amount (In Rs.)	Truck Count	Total Truck Amount (In Rs.)	LCV Count	Total LCV Amount (In Rs.)	MAV(Multi Axle Vehicle) Count	Total MAV (Multi Axle Vehicle) Amount (In Rs.)	3 Axle Count	Total 3 Axle Amount (In Rs.)	
1	2	3	4	5	6	7	8	9	10	11	12	13	
Single Journey	1955	36925.00	10	790.00	146	11534.00	377	25368.00	287	50575.00	105	14806.00	
Monthly Pass Sales	8	8.00	0	8.00	0	0.00	0	0.00	0	0.00	0	0.00	
Discounted Coupons Sales 10%	8	0.00	0	0.00	0	0.00	0	0.00	0	0.00	0	0.00	
Discounted Coupons Sales 20%	0	0.00	8	0.00	0	0.00	0	8.08	0	0.00	0	0.00	
Daily Pass Sale	8	0.00	8	0.00	0	8.00	0	0.00	0	0.00	0	0.00	
Local Pass Sales	8	0.00	8	0.00	8	0.00	0	0.00	0	0.00	0	0.00	
Return Pass Sales	8	8.00	0	0.00	0	0.00	0	0.00	0	0.00	8	0.00	
Direction	Kalamboi to Shedding												

Transaction Type	Car/Jeeep Count	Total Car/Jeeep Amount (In Rs.)	Bus Count	Total Bus Amount (In Rs.)	Truck Count	Total Truck Amount (In Rs.)	LCV Count	Total LCV Amount (In Rs.)	MAV(Multi Axle Vehicle) Count	Total MAV (Multi Axle Vehicle) Amount (In Rs.)	3 Axle Count	Total 3 Axle Amount (In Rs.)
1	2	3	4	5	6	7	8	9	10	11	12	13
Single Journey	1310	45850.00	93	7347.00	178	14062.00	700	30800.00	417	73325.00	142	19430.00
Monthly Pass Sales	0	0.93	8	0.00	0	8.00	0	0.00	0	8.00	0	8.00
Discounted Coupons Sales 10%	0	0.00	0	0.00	0	0.00	0	8.00	0	0.00	8	8.00
Discounted Coupons Sales 20%	8	0.00	0	8.00	0	0.93	8	0.00	0	0.00	0	0.00
Daily Pass Sale	0	0.00	0	0.00	0	0.93	8	0.00	8	0.00	0	0.00
Local Pass Sales	0	0.00	0	0.00	0	8.00	0	0.00	0	8.00	0	0.00
Return Pass Sales	0	0.00	0	0.00	0	0.00	0	0.00	0	0.00	0	0.00

Total Non-Tollable Traffic Count Entry Details							
Transaction Type	Car/Jeeep Count	Bus Count	Truck Count	LCV Count	Multi Axle Vehicle Count	3 Axle Count	AVCX
1	2	3	4	5	6	7	8
Exempt	1838	27	29	280	17	29	0
Exit Toll	0	0	8	0	0	0	8
Pass Through NH4	385	5	107	441	508	100	8
Pass Through YCEW	0	0	0	0	0	0	0
Card Punch	8	8	0	0	0	0	0
Tag Punch	2	8	0	8	10	8	0
Violation	45	1	0	5	3	0	32


Total Traffic Count Entry Details							
Transaction Type	Car/Jeeep Count	Bus Count	Truck Count	LCV Count	Multi Axle Vehicle Count	3 Axle Count	AVCX
1	2	3	4	5	6	7	8
Tollable Traffic	2365	103	324	1277	704	247	8
Non - Tollable Traffic	2268	33	136	726	638	205	32
Total Traffic Count	4633	136	460	2003	1342	452	32

Talegaon YCEW

Annexure 5 - Daily Tollable Traffic Count and Revenue Entry Details											Annexure 8 - Daily Tollable Traffic Count and Revenue Entry Details				
Date		2-Nov-18													
Section Name		0													
Bank Name where cash depositing		BANK OF INDIA													
Bank Account Number		060220110000001													
Collection Depositing Date		3-Nov-18													
Direction: Talegaon To Mumbai															
Transaction Type	Car/Jeep Count	Total Car/Jeep Amount (In Rs.)	Bus Count	Total Bus Amount (In Rs.)	Truck Count	Total Truck Amount (In Rs.)	LCV Count	Total LCV Amount (In Rs.)	MAV (Multi Axle Vehicle) Count	Total MAV (Multi Axle Vehicle) Amount (In Rs.)	3 Axle Count	Total 3 Axle Amount (In Rs.)			
1	2	3	4	5	6	7	8	9	10	11	12	13			
Single Journey	15916	3077442.00	1374	794846.00	893	343754.00	1613	480768.00	488	634439.00	476	488486.00			
Monthly Pass Sales	6	8.00	0	8.00	0	0.00	6	8.00	6	0.00	6	6.00			
Discounted Coupons Sales 10%	0	6.00	6	6.00	6	0.00	0	6.00	6	6.00	6	6.00			
Discounted Coupons Sales 20%	6	6.00	0	0.00	0	0.00	6	0.00	6	0.00	0	0.00			
Daily Pass Sale	6	6.00	6	6.00	0	8.00	6	6.00	6	6.00	6	6.00			
Local Pass Sales	6	6.00	0	0.00	6	6.00	6	0.00	0	6.00	6	6.00			
Return Pass Sale	6	6.00	0	8.00	0	0.00	6	6.00	0	8.00	0	0.00			
Direction: Talegaon To Khajapur Connector															
Transaction Type	Car/Jeep Count	Total Car/Jeep Amount (In Rs.)	Bus Count	Total Bus Amount (In Rs.)	Truck Count	Total Truck Amount (In Rs.)	LCV Count	Total LCV Amount (In Rs.)	MAV (Multi Axle Vehicle) Count	Total MAV (Multi Axle Vehicle) Amount (In Rs.)	3 Axle Count	Total 3 Axle Amount (In Rs.)			
1	2	3	4	5	6	7	8	9	10	11	12	13			
Single Journey	514	75044.00	8	2568.00	13	4082.00	28	6850.00	32	31618.00	13	9659.00			
Monthly Pass Sales	0	0.00	0	6.00	6	0.00	6	0.00	0	8.00	0	6.00			
Discounted Coupons Sales 10%	6	0.00	6	6.00	0	0.00	0	6.00	6	6.00	6	0.00			
Discounted Coupons Sales 20%	6	6.00	6	0.00	0	0.00	6	0.00	6	0.00	8	0.00			
Daily Pass Sale	0	6.00	6	6.00	0	0.00	0	0.00	6	0.00	8	0.00			
Local Pass Sales	0	6.00	8	6.00	6	0.00	6	6.00	0	6.00	6	0.00			
Return Pass Sale	0	8.00	0	0.00	6	0.00	6	6.00	0	6.00	6	6.00			
Direction: Talegaon To Kusgaon															
Transaction Type	Car/Jeep Count	Total Car/Jeep Amount (In Rs.)	Bus Count	Total Bus Amount (In Rs.)	Truck Count	Total Truck Amount (In Rs.)	LCV Count	Total LCV Amount (In Rs.)	MAV (Multi Axle Vehicle) Count	Total MAV (Multi Axle Vehicle) Amount (In Rs.)	3 Axle Count	Total 3 Axle Amount (In Rs.)			
1	2	3	4	5	6	7	8	9	10	11	12	13			
Single Journey	1783	209611.00	37	12681.00	41	10291.00	152	27380.00	35	28440.00	57	35046.00			
Monthly Pass Sales	0	6.00	8	0.00	0	0.00	6	0.00	6	0.00	6	8.00			
Discounted Coupons Sales 10%	0	6.00	6	0.00	6	0.00	0	0.00	0	6.00	6	0.00			
Discounted Coupons Sales 20%	6	0.00	6	6.00	0	6.00	0	6.00	0	0.00	6	6.00			
Daily Pass Sale	6	0.00	6	6.00	6	6.00	6	0.00	6	6.00	6	0.00			
Local Pass Sales	0	6.00	6	6.00	0	0.00	6	6.00	0	0.00	8	6.00			
Return Pass Sale	6	0.00	6	0.00	0	0.00	0	6.00	6	0.00	6	0.00			
Direction: Kusgaon To Pune															
Transaction Type	Car/Jeep Count	Total Car/Jeep Amount (In Rs.)	Bus Count	Total Bus Amount (In Rs.)	Truck Count	Total Truck Amount (In Rs.)	LCV Count	Total LCV Amount (In Rs.)	MAV (Multi Axle Vehicle) Count	Total MAV (Multi Axle Vehicle) Amount (In Rs.)	3 Axle Count	Total 3 Axle Amount (In Rs.)			
1	2	3	4	5	6	7	8	9	10	11	12	13			
Single Journey	2238	263367.00	102	43115.00	25	7778.00	139	25740.00	19	31675.00	10	13464.00			
Monthly Pass Sales	6	0.00	6	0.00	6	0.00	0	0.00	0	0.00	6	6.00			
Discounted Coupons Sales 10%	6	6.00	0	0.00	0	6.00	6	6.00	6	6.00	0	8.00			
Discounted Coupons Sales 20%	0	6.00	0	0.00	0	6.00	6	6.00	6	6.00	6	6.00			
Daily Pass Sale	0	0.00	0	6.00	0	8.00	6	0.00	0	0.00	0	6.00			
Local Pass Sales	6	0.00	0	6.00	6	6.00	6	6.00	6	6.00	6	6.00			
Return Pass Sale	6	6.00	0	6.00	0	6.00	6	0.00	6	0.00	8	8.00			

Total Non-Tollable Traffic Count Entry Details							
Transaction Type	Car/Jeep Count	Bus Count	Truck Count	LCV Count	Multi Axle Vehicle Count	3 Axle Count	AVCX
1	2	3	4	5	6	7	8
Exempt	3094	8	16	185	4	1	0
Exit Toll	8018	1302	620	1351	495	393	6
Pass Through NH4	0	0	6	0	0	6	0
Pass Through YCEW	0	0	6	6	0	6	6
Card Punch	23	0	6	16	6	6	6
Tag Punch	47	96	20	12	87	58	6
Violation	718	2	0	18	2	8	15

Total Traffic Count Entry Details							
Transaction Type	Car/Jeep Count	Bus Count	Truck Count	LCV Count	Multi Axle Vehicle Count	3 Axle Count	AVCX
1	2	3	4	5	6	7	8
Tollable Traffic	20451	1516	972	1930	574	562	0
Non-Tollable Traffic	11898	1408	656	1574	588	450	15
Total Traffic Count	32349	2927	1628	3504	1102	1012	15





Annexure 2 - Daily Tollable Traffic Count and Revenue Entry Details											Annexure 3 - Daily Tollable Traffic Count and Revenue Entry Details										
3-Nov-16											3-Nov-16										
Section Name: 5											Section Name: 5										
Bank Name where cash depositing: ICBI BANK											Bank Name where cash depositing: ICBI BANK										
Bank Account Number: 18810200014049											Bank Account Number: 18810200014049										
Collection Date: 4-Nov-16											Collection Date: 4-Nov-16										
Direction: Mumbai To Pune											Direction: Mumbai To Pune										
Transaction Type	Car/Jeep Count	Total Car/Jeep Amount (Rs.)	Bus Count	Total Bus Amount (Rs.)	Truck Count	Total Truck Amount (Rs.)	LCV Count	Total LCV Amount (Rs.)	MAV/Mini Auto Vehicle Count	Total MAV (Mini Auto Vehicle) Amount (Rs.)	3 Axis Count	Total 3 Axis Amount (Rs.)									
Single Journey	13855	2711982.00	1343	781819.88	928	390665.00	1881	679640.00	548	759636.00	408	501138.88									
Monthly Pass Sales	0	0	0	0	0	0	0	0	0	0	0	0									
Discounted Coupons Sales 10%	0	0	0	0	0	0	0	0	0	0	0	0									
Discounted Coupons Sales 20%	0	0	0	0	0	0	0	0	0	0	0	0									
Daily Pass Sales	0	0	0	0	0	0	0	0	0	0	0	0									
Local Pass Sales	0	0	0	0	0	0	0	0	0	0	0	0									
Return Pass Sales	0	0	0	0	0	0	0	0	0	0	0	0									

Direction: Mumbai To Kurlane											Direction: Mumbai To Kurlane										
Transaction Type	Car/Jeep Count	Total Car/Jeep Amount (Rs.)	Bus Count	Total Bus Amount (Rs.)	Truck Count	Total Truck Amount (Rs.)	LCV Count	Total LCV Amount (Rs.)	MAV/Mini Auto Vehicle Count	Total MAV (Mini Auto Vehicle) Amount (Rs.)	3 Axis Count	Total 3 Axis Amount (Rs.)									
Single Journey	4816	540072.00	78	28764.16	164	48184.00	503	90540.00	54	42660.00	35	23790.00									
Monthly Pass Sales	0	0	0	0	0	0	0	0	0	0	0	0									
Discounted Coupons Sales 10%	0	0	0	0	0	0	0	0	0	0	0	0									
Discounted Coupons Sales 20%	0	0	0	0	0	0	0	0	0	0	0	0									
Daily Pass Sales	0	0	0	0	0	0	0	0	0	0	0	0									
Local Pass Sales	0	0	0	0	0	0	0	0	0	0	0	0									
Return Pass Sales	0	0	0	0	0	0	0	0	0	0	0	0									

Direction: Kurlane To Kurlane											Direction: Kurlane To Kurlane										
Transaction Type	Car/Jeep Count	Total Car/Jeep Amount (Rs.)	Bus Count	Total Bus Amount (Rs.)	Truck Count	Total Truck Amount (Rs.)	LCV Count	Total LCV Amount (Rs.)	MAV/Mini Auto Vehicle Count	Total MAV (Mini Auto Vehicle) Amount (Rs.)	3 Axis Count	Total 3 Axis Amount (Rs.)									
Single Journey	201	1958.00	8	228.00	25	438.88	36	5250.00	178	115326.00	44	22275.00									
Monthly Pass Sales	0	0	0	0	0	0	0	0	0	0	0	0									
Discounted Coupons Sales 10%	0	0	0	0	0	0	0	0	0	0	0	0									
Discounted Coupons Sales 20%	0	0	0	0	0	0	0	0	0	0	0	0									
Daily Pass Sales	0	0	0	0	0	0	0	0	0	0	0	0									
Local Pass Sales	0	0	0	0	0	0	0	0	0	0	0	0									
Return Pass Sales	0	0	0	0	0	0	0	0	0	0	0	0									

Direction: Kurlane To Pune											Direction: Kurlane To Pune										
Transaction Type	Car/Jeep Count	Total Car/Jeep Amount (Rs.)	Bus Count	Total Bus Amount (Rs.)	Truck Count	Total Truck Amount (Rs.)	LCV Count	Total LCV Amount (Rs.)	MAV/Mini Auto Vehicle Count	Total MAV (Mini Auto Vehicle) Amount (Rs.)	3 Axis Count	Total 3 Axis Amount (Rs.)									
Single Journey	834	121764.00	45	18280.00	60	19049.00	108	24300.88	175	173558.00	168	78229.88									
Monthly Pass Sales	0	0	0	0	0	0	0	0	0	0	0	0									
Discounted Coupons Sales 10%	0	0	0	0	0	0	0	0	0	0	0	0									
Discounted Coupons Sales 20%	0	0	0	0	0	0	0	0	0	0	0	0									
Daily Pass Sales	0	0	0	0	0	0	0	0	0	0	0	0									
Local Pass Sales	0	0	0	0	0	0	0	0	0	0	0	0									
Return Pass Sales	0	0	0	0	0	0	0	0	0	0	0	0									


Direction: Kurlane To Mumbai											Direction: Kurlane To Mumbai										
Transaction Type	Car/Jeep Count	Total Car/Jeep Amount (Rs.)	Bus Count	Total Bus Amount (Rs.)	Truck Count	Total Truck Amount (Rs.)	LCV Count	Total LCV Amount (Rs.)	MAV/Mini Auto Vehicle Count	Total MAV (Mini Auto Vehicle) Amount (Rs.)	3 Axis Count	Total 3 Axis Amount (Rs.)									
Single Journey	4302	505498.00	103	45117.00	42	13132.00	282	32020.00	33	41664.00	25	19731.00									
Monthly Pass Sales	0	0	0	0	0	0	0	0	0	0	0	0									
Discounted Coupons Sales 10%	0	0	0	0	0	0	0	0	0	0	0	0									
Discounted Coupons Sales 20%	0	0	0	0	0	0	0	0	0	0	0	0									
Daily Pass Sales	0	0	0	0	0	0	0	0	0	0	0	0									
Local Pass Sales	0	0	0	0	0	0	0	0	0	0	0	0									
Return Pass Sales	0	0	0	0	0	0	0	0	0	0	0	0									

Direction: Kurlane To Khalapur Connector											Direction: Kurlane To Khalapur Connector										
Transaction Type	Car/Jeep Count	Total Car/Jeep Amount (Rs.)	Bus Count	Total Bus Amount (Rs.)	Truck Count	Total Truck Amount (Rs.)	LCV Count	Total LCV Amount (Rs.)	MAV/Mini Auto Vehicle Count	Total MAV (Mini Auto Vehicle) Amount (Rs.)	3 Axis Count	Total 3 Axis Amount (Rs.)									
Single Journey	113	11074.00	5	1430.09	4	836.00	10	1500.00	0	1977.00	1	485.00									
Monthly Pass Sales	0	0	0	0	0	0	0	0	0	0	0	0									
Discounted Coupons Sales 10%	0	0	0	0	0	0	0	0	0	0	0	0									
Discounted Coupons Sales 20%	0	0	0	0	0	0	0	0	0	0	0	0									
Daily Pass Sales	0	0	0	0	0	0	0	0	0	0	0	0									
Local Pass Sales	0	0	0	0	0	0	0	0	0	0	0	0									
Return Pass Sales	0	0	0	0	0	0	0	0	0	0	0	0									

Total Non-Tollable Traffic Count Entry Details							
Transaction Type	Car/Jeep Count	Bus Count	Truck Count	LCV Count	Mini Auto Vehicle Count	3 Axis Count	AVCX
Example	3758	28	52	200	135	21	0
Exit Toll	10390	1385	1016	3109	570	654	0
Pass Through NH4	16	5	128	230	2231	111	0
Pass Through YCPW	0	0	0	0	0	0	0
Card Punch	71	1	10	10	0	0	0
Tag Punch	90	84	30	38	82	49	0
Violation	1321	19	21	74	68	167	1247

Total Traffic Count Entry Details							
Transaction Type	Car/Jeep Count	Bus Count	Truck Count	LCV Count	Mini Auto Vehicle Count	3 Axis Count	AVCX
Tollable Traffic	22924	1502	1236	2819	865	709	0
Non-Tollable Traffic	75146	1502	1268	2862	3063	821	1247
Total Traffic Count	40087	3004	2494	5671	4071	1829	1247



*Rulkarni*

KUSGAON YCEW

Annexure 8 - Daily Tollable Traffic Count and Revenue Entry Details		Annexure 8 - Daily Tollable Traffic Count and Revenue Entry Details	
Date	3-Nov-18		
Section Name	8		
Bank Name where cash depositing	BANK OF INDIA		
Bank Account Number	DE0228110000001		
Collection Depositing Date	4-Nov-18		

Direction		Kusgaon To Kalamboil										
Transaction Type	Car/Jeep Count	Total Car/Jeep Amount (In Rs.)	Bus Count	Total Bus Amount (In Rs.)	Truck Count	Total Truck Amount (In Rs.)	LCV Count	Total LCV Amount (In Rs.)	MAV(Multi Axle Vehicle) Count	Total MAV (Multi Axle Vehicle) Amount (In Rs.)	3 Axle Count	Total 3 Axle Amount (In Rs.)
1	2	3	4	5	6	7	8	9	10	11	12	13
Single Journey	1077	126205.00	18	6460.00	121	30371.00	342	81880.00	17	13430.88	28	18216.00
Monthly Pass Sales	0	0.00	0	0.00	0	0.00	0	0.00	0	0.00	0	0.00
Discounted Coupons Sales 10%	0	0.00	0	0.00	0	0.00	0	0.00	0	0.00	0	0.00
Discounted Coupons Sales 20%	0	0.00	0	0.00	0	0.00	0	0.00	0	0.00	0	0.00
Daily Pass Sale	0	0.00	0	0.00	0	0.00	0	0.00	0	0.00	0	0.00
Local Pass Sales	0	0.00	0	0.00	0	0.00	0	0.00	0	0.00	0	0.00
Return Pass Sale	0	0.00	0	0.00	0	0.00	0	0.00	0	0.00	0	0.00


Direction		Kusgaon To Khalapur Connector										
Transaction Type	Car/Jeep Count	Total Car/Jeep Amount (In Rs.)	Bus Count	Total Bus Amount (In Rs.)	Truck Count	Total Truck Amount (In Rs.)	LCV Count	Total LCV Amount (In Rs.)	MAV(Multi Axle Vehicle) Count	Total MAV (Multi Axle Vehicle) Amount (In Rs.)	3 Axle Count	Total 3 Axle Amount (In Rs.)
1	2	3	4	5	6	7	8	9	10	11	12	13
Single Journey	76	7448.00	4	1144.00	4	836.00	6	800.00	2	1318.00	6	0.00
Monthly Pass Sales	0	0.00	0	0.00	0	0.00	0	0.00	0	0.00	0	0.00
Discounted Coupons Sales 10%	0	0.00	0	0.00	0	0.00	0	0.00	0	0.00	0	0.00
Discounted Coupons Sales 20%	0	0.00	0	0.00	0	0.00	0	0.00	0	0.00	0	0.00
Daily Pass Sale	0	0.00	0	0.00	0	0.00	0	0.00	0	0.00	0	0.00
Local Pass Sales	0	0.00	0	0.00	0	0.00	0	0.00	0	0.00	0	0.00
Return Pass Sale	0	0.00	0	0.00	0	0.00	0	0.00	0	0.00	0	0.00

Direction		Khopoli To Kusgaon										
Transaction Type	Car/Jeep Count	Total Car/Jeep Amount (In Rs.)	Bus Count	Total Bus Amount (In Rs.)	Truck Count	Total Truck Amount (In Rs.)	LCV Count	Total LCV Amount (In Rs.)	MAV(Multi Axle Vehicle) Count	Total MAV (Multi Axle Vehicle) Amount (In Rs.)	3 Axle Count	Total 3 Axle Amount (In Rs.)
1	2	3	4	5	6	7	8	9	10	11	12	13
Single Journey	67	8566.00	0	0.00	0	0.00	9	0.00	0	0.00	0	0.00
Monthly Pass Sales	0	0.00	0	0.00	0	0.00	0	0.00	0	0.00	0	0.00
Discounted Coupons Sales 10%	0	0.00	0	0.00	0	0.00	0	0.00	0	0.00	0	0.00
Discounted Coupons Sales 20%	0	0.00	0	0.00	0	0.00	0	0.00	0	0.00	0	0.00
Daily Pass Sale	0	0.00	0	0.00	0	0.00	0	0.00	0	0.00	0	0.00
Local Pass Sales	0	0.00	0	0.00	0	0.00	0	0.00	0	0.00	0	0.00
Return Pass Sale	0	0.00	0	0.00	0	0.00	0	0.00	0	0.00	0	0.00

Direction		Kusgaon to Khopoli exit										
Transaction Type	Car/Jeep Count	Total Car/Jeep Amount (In Rs.)	Bus Count	Total Bus Amount (In Rs.)	Truck Count	Total Truck Amount (In Rs.)	LCV Count	Total LCV Amount (In Rs.)	MAV(Multi Axle Vehicle) Count	Total MAV (Multi Axle Vehicle) Amount (In Rs.)	3 Axle Count	Total 3 Axle Amount (In Rs.)
1	2	3	4	5	6	7	8	9	10	11	12	13
Single Journey	0	0.00	0	0.00	3	321.00	19	1028.00	9	2061.00	8	0.00
Monthly Pass Sales	0	0.00	0	0.00	0	0.00	0	0.00	0	0.00	0	0.00
Discounted Coupons Sales 10%	0	0.00	0	0.00	0	0.00	0	0.00	0	0.00	0	0.00
Discounted Coupons Sales 20%	0	0.00	0	0.00	0	0.00	0	0.00	0	0.00	0	0.00
Daily Pass Sale	0	0.00	0	0.00	0	0.00	0	0.00	0	0.00	0	0.00
Local Pass Sales	0	0.00	0	0.00	0	0.00	0	0.00	0	0.00	0	0.00
Return Pass Sale	0	0.00	0	0.00	0	0.00	0	0.00	0	0.00	0	0.00

Total Non-Tollable Traffic Count Entry Details							
Transaction Type	Car/Jeep Count	Bus Count	Truck Count	LCV Count	Multi Axle Vehicle Count	3 Axle Count	AVCX
1	2	3	4	5	6	7	8
Exempt	161	5	7	77	14	3	0
Exit Toll	517	14	131	232	205	47	0
Pass Through NH4	85	31	297	1112	3829	108	0
Pass Through YCEW	288	753	6	28	4	6	0
Card Punch	0	0	0	0	9	8	0
Tag Punch	4	5	0	2	2	2	0
Violation	2	1	0	6	0	0	1

Total Traffic Count Entry Details							
Transaction Type	Car/Jeep Count	Bus Count	Truck Count	LCV Count	Multi Axle Vehicle Count	3 Axle Count	AVCX
1	2	3	4	5	6	7	8
Tollable Traffic	1220	22	128	367	28	29	6
Non - Tollable Traffic	1057	817	443	1449	4054	164	1
Total Traffic Count	2277	839	571	1816	4082	193	7



Shedus Yew

Annexure 8 - Daily Tollable Traffic Count and Revenue Entry Details													Annexure 9 - Daily Tollable Traffic Count and Revenue Entry Details												
Date	3-Nov-19																								
Section Name	8																								
Bank Name where cash depositing	IDBI BANK																								
Bank Account Number	618919200014049																								
Collection Date	4-Nov-19																								
Direction	Shedung to Kalamboi																								
Transaction Type	Car/Jeep Count	Total Car/Jeep Amount (In Rs.)	Bus Count	Total Bus Amount (In Rs.)	Truck Count	Total Truck Amount (In Rs.)	LCV Count	Total LCV Amount (In Rs.)	MAV/Multi Axle Vehicle Count	Total MAV (Multi Axle Vehicle) Amount (In Rs.)	3 Axle Count	Total 3 Axle Amount (In Rs.)													
1	2	3	4	5	6	7	8	9	10	11	12	13													
Single Journey	1168	40810.00	14	1106.00	179	14220.00	681	30008.00	312	54950.00	106	14606.00													
Monthly Pass Sales	9	9.00	9	0.00	9	9.00	9	9.00	9	6.00	9	0.00													
Discounted Coupons Sales 10%	9	0.00	9	6.00	9	9.00	9	0.00	0	0.00	9	0.00													
Discounted Coupons Sales 20%	0	9.00	0	6.00	0	9.00	0	0.00	9	9.00	0	0.00													
Daily Pass Sale	9	9.00	0	9.00	0	0.00	0	9.00	0	0.00	8	0.00													
Local Pass Sales	9	0.00	0	6.00	9	0.00	9	0.00	9	0.00	9	0.00													
Return Pass Sale	9	0.00	0	6.00	9	9.00	0	9.00	9	0.00	9	9.00													
Direction	Kalamboi to Shedung																								
Transaction Type	Car/Jeep Count	Total Car/Jeep Amount (In Rs.)	Bus Count	Total Bus Amount (In Rs.)	Truck Count	Total Truck Amount (In Rs.)	LCV Count	Total LCV Amount (In Rs.)	MAV/Multi Axle Vehicle Count	Total MAV (Multi Axle Vehicle) Amount (In Rs.)	3 Axle Count	Total 3 Axle Amount (In Rs.)													
1	2	3	4	5	6	7	8	9	10	11	12	13													
Single Journey	1264	44319.00	96	7584.00	206	16274.00	025	36300.00	504	89250.00	164	22116.00													
Monthly Pass Sales	9	9.00	0	9.00	0	0.00	0	9.00	9	6.00	9	0.00													
Discounted Coupons Sales 10%	9	0.00	0	0.00	9	9.00	9	9.00	0	6.00	9	9.00													
Discounted Coupons Sales 20%	9	0.00	0	0.00	9	0.00	9	9.00	0	9.00	9	9.00													
Daily Pass Sale	0	0.00	0	0.00	9	9.00	9	9.00	9	0.00	9	9.00													
Local Pass Sales	0	9.00	0	0.00	9	0.00	9	9.00	0	9.00	9	9.00													
Return Pass Sale	0	0.00	9	0.00	9	9.00	0	0.00	9	9.00	0	0.00													

Total Non-Tollable Traffic Count Entry Details							
Transaction Type	Car/Jeep Count	Bus Count	Truck Count	LCV Count	Multi Axle Vehicle Count	3 Axle Count	AVCX
1	2	3	4	5	6	7	8
Exempt	1713	31	21	297	12	25	9
Exit Toll	9	0	6	9	9	0	9
Pass Through NH4	404	9	143	597	719	219	0
Pass Through YCEW	9	9	9	0	0	0	0
Card Punch	9	9	0	0	9	0	9
Tag Punch	4	9	1	2	19	3	9
Violation	83	1	3	14	5	5	57

Total Traffic Count Entry Details							
Transaction Type	Car/Jeep Count	Bus Count	Truck Count	LCV Count	Multi Axle Vehicle Count	3 Axle Count	AVCX
1	2	3	4	5	6	7	8
Tollable Traffic	2430	119	385	1506	610	273	9
Non-Tollable Traffic	2204	41	188	890	745	252	57
Total Traffic Count	4634	151	553	2396	1581	525	57




Talegaon YCEW

Annexure 8 - Daily Tollable Traffic Count and Revenue Entry Details												Annexure 8 - Daily Tollable Traffic Count and Revenue Entry Details											
Date		3-Nov-16										Section Name		0									
Bank Name where cash depositing		BANK OF INDIA										Bank Account Number		060220110000001									
Collection Date		4-Nov-16										Direction		Talegaon To Mumbai									
Transaction Type	Car/Jump Count	Total Car/Jump Amount (In Rs.)	Bus Count	Total Bus Amount (In Rs.)	Truck Count	Total Truck Amount (In Rs.)	LCV Count	Total LCV Amount (In Rs.)	MAV/Multi-Axle Vehicle Count	Total MAV (Multi-Axle Vehicle) Amount (In Rs.)	3-Axle Count	Total 3-Axle Amount (In Rs.)											
1	2	3	4	5	6	7	8	9	10	11	12	13											
Single Journey	14241	2755155.00	1388	809714.00	920	355007.00	1923	574722.00	515	870616.00	533	544302.00											
Monthly Pass Sales	0	0.00	0	0.00	0	0.00	0	0.00	0	0.00	0	0.00											
Discounted Coupons Sales 10%	0	0.00	0	0.00	0	0.00	0	0.00	0	0.00	0	0.00											
Discounted Coupons Sales 20%	0	0.00	0	0.00	0	0.00	0	0.00	0	0.00	0	0.00											
Daily Pass Sale	0	0.00	0	0.00	0	0.00	0	0.00	0	0.00	0	0.00											
Local Pass Sales	0	0.00	0	0.00	0	0.00	0	0.00	0	0.00	0	0.00											
Return Pass Sale	0	0.00	0	0.00	0	0.00	0	0.00	0	0.00	0	0.00											
Direction Talegaon To Khalapur Connector																							
Transaction Type	Car/Jump Count	Total Car/Jump Amount (In Rs.)	Bus Count	Total Bus Amount (In Rs.)	Truck Count	Total Truck Amount (In Rs.)	LCV Count	Total LCV Amount (In Rs.)	MAV/Multi-Axle Vehicle Count	Total MAV (Multi-Axle Vehicle) Amount (In Rs.)	3-Axle Count	Total 3-Axle Amount (In Rs.)											
1	2	3	4	5	6	7	8	9	10	11	12	13											
Single Journey	465	67890.00	7	2996.00	13	4082.00	34	7850.00	46	45448.00	15	11145.00											
Monthly Pass Sales	0	0.00	0	0.00	0	0.00	0	0.00	0	0.00	0	0.00											
Discounted Coupons Sales 10%	0	0.00	0	0.00	0	0.00	0	0.00	0	0.00	0	0.00											
Discounted Coupons Sales 20%	0	0.00	0	0.00	0	0.00	0	0.00	0	0.00	0	0.00											
Daily Pass Sale	0	0.00	0	0.00	0	0.00	0	0.00	0	0.00	0	0.00											
Local Pass Sales	0	0.00	0	0.00	0	0.00	0	0.00	0	0.00	0	0.00											
Return Pass Sale	0	0.00	0	0.00	0	0.00	0	0.00	0	0.00	0	0.00											
Direction Talegaon To Kurgaon																							
Transaction Type	Car/Jump Count	Total Car/Jump Amount (In Rs.)	Bus Count	Total Bus Amount (In Rs.)	Truck Count	Total Truck Amount (In Rs.)	LCV Count	Total LCV Amount (In Rs.)	MAV/Multi-Axle Vehicle Count	Total MAV (Multi-Axle Vehicle) Amount (In Rs.)	3-Axle Count	Total 3-Axle Amount (In Rs.)											
1	2	3	4	5	6	7	8	9	10	11	12	13											
Single Journey	1678	198326.00	36	12348.00	53	13554.00	188	34020.00	35	28440.00	62	36828.00											
Monthly Pass Sales	0	0.00	0	0.00	0	0.00	0	0.00	0	0.00	0	0.00											
Discounted Coupons Sales 10%	0	0.00	0	0.00	0	0.00	0	0.00	0	0.00	0	0.00											
Discounted Coupons Sales 20%	0	0.00	0	0.00	0	0.00	0	0.00	0	0.00	0	0.00											
Daily Pass Sale	0	0.00	0	0.00	0	0.00	0	0.00	0	0.00	0	0.00											
Local Pass Sales	0	0.00	0	0.00	0	0.00	0	0.00	0	0.00	0	0.00											
Return Pass Sale	0	0.00	0	0.00	0	0.00	0	0.00	0	0.00	0	0.00											
Direction Kurgaon To Pune																							
Transaction Type	Car/Jump Count	Total Car/Jump Amount (In Rs.)	Bus Count	Total Bus Amount (In Rs.)	Truck Count	Total Truck Amount (In Rs.)	LCV Count	Total LCV Amount (In Rs.)	MAV/Multi-Axle Vehicle Count	Total MAV (Multi-Axle Vehicle) Amount (In Rs.)	3-Axle Count	Total 3-Axle Amount (In Rs.)											
1	2	3	4	5	6	7	8	9	10	11	12	13											
Single Journey	2080	245232.00	61	42432.00	51	14472.00	157	32100.00	18	32401.00	18	15840.00											
Monthly Pass Sales	0	0.00	0	0.00	0	0.00	0	0.00	0	0.00	0	0.00											
Discounted Coupons Sales 10%	0	0.00	0	0.00	0	0.00	0	0.00	0	0.00	0	0.00											
Discounted Coupons Sales 20%	0	0.00	0	0.00	0	0.00	0	0.00	0	0.00	0	0.00											
Daily Pass Sale	0	0.00	0	0.00	0	0.00	0	0.00	0	0.00	0	0.00											
Local Pass Sales	0	0.00	0	0.00	0	0.00	0	0.00	0	0.00	0	0.00											
Return Pass Sale	0	0.00	0	0.00	0	0.00	0	0.00	0	0.00	0	0.00											

Total Non-Tollable Traffic Count Entry Details							
Transaction Type	Car/Jump Count	Bus Count	Truck Count	LCV Count	Multi-Axle Vehicle Count	3-Axle Count	AVOC
1	2	3	4	5	6	7	8
Exempt	3388	11	22	219	6	4	0
Exit Toll	9392	1307	314	1750	660	567	0
Pass Through NH	0	0	0	0	0	0	0
Pass Through YCEW	0	0	0	0	0	0	0
Card Punch	54	0	0	6	0	0	0
Tag Punch	48	95	32	22	74	50	0
Violation	283	2	6	6	0	0	11

Total Traffic Count Entry Details							
Transaction Type	Car/Jump Count	Bus Count	Truck Count	LCV Count	Multi-Axle Vehicle Count	3-Axle Count	AVOC
1	2	3	4	5	6	7	8
Tollable Traffic	18484	1522	1037	2312	806	620	0
Non-Tollable Traffic	13165	1415	988	2009	742	630	11
Total Traffic Count	31629	2937	2065	4321	1348	1250	11



Khatapur y crew

Annexure 5 - Daily Tollable Traffic Count and Revenue Entry Details											Annexure 6 - Daily Tollable Traffic Count and Revenue Entry Details										
Date: 4-Nov-18																					
Section Name: 0																					
Bank Name where cash depositing: IOBI BANK																					
Bank Account Number: 13910200014048																					
Collection Date: 5-Nov-18																					
Direction: Mumbai To Pune																					
Transaction Type	Car Jeep Count	Total Car Jeep Amount (In Rs.)	Bus Count	Total Bus Amount (In Rs.)	Truck Count	Total Truck Amount (In Rs.)	LCV Count	Total LCV Amount (In Rs.)	MAV/Multi Axle Vehicle Count	Total MAV (Multi Axle Vehicle) Amount (In Rs.)	3 Axle Count	Total 3 Axle Amount (In Rs.)									
Single Journey	15038	2633463.00	1304	752265.04	880	371836.00	1857	562500.00	602	815744.00	877	482328.00									
Monthly Pass Sales	0	0	0	0	0	0	0	0	0	0	0	0									
Discounted Coupons Sales 10%	0	0	0	0	0	0	0	0	0	0	0	0									
Discounted Coupons Sales 20%	0	0	0	0	0	0	0	0	0	0	0	0									
Daily Pass Sale	0	0	0	0	0	0	0	0	0	0	0	0									
Local Pass Sales	0	0	0	0	0	0	0	0	0	0	0	0									
Return Pass Sale	0	0	0	0	0	0	0	0	0	0	0	0									
Direction: Mumbai To Kaspagan																					
Transaction Type	Car Jeep Count	Total Car Jeep Amount (In Rs.)	Bus Count	Total Bus Amount (In Rs.)	Truck Count	Total Truck Amount (In Rs.)	LCV Count	Total LCV Amount (In Rs.)	MAV/Multi Axle Vehicle Count	Total MAV (Multi Axle Vehicle) Amount (In Rs.)	3 Axle Count	Total 3 Axle Amount (In Rs.)									
Single Journey	5484	842798.00	75	25039.00	174	42921.00	492	66560.00	98	38719.00	35	20790.00									
Monthly Pass Sales	0	0	0	0	0	0	0	0	0	0	0	0									
Discounted Coupons Sales 10%	0	0	0	0	0	0	0	0	0	0	0	0									
Discounted Coupons Sales 20%	0	0	0	0	0	0	0	0	0	0	0	0									
Daily Pass Sale	0	0	0	0	0	0	0	0	0	0	0	0									
Local Pass Sales	0	0	0	0	0	0	0	0	0	0	0	0									
Return Pass Sale	0	0	0	0	0	0	0	0	0	0	0	0									
Direction: Khat Conector To Kaspagan																					
Transaction Type	Car Jeep Count	Total Car Jeep Amount (In Rs.)	Bus Count	Total Bus Amount (In Rs.)	Truck Count	Total Truck Amount (In Rs.)	LCV Count	Total LCV Amount (In Rs.)	MAV/Multi Axle Vehicle Count	Total MAV (Multi Axle Vehicle) Amount (In Rs.)	3 Axle Count	Total 3 Axle Amount (In Rs.)									
Single Journey	177	17346.00	7	2302.00	12	2508.04	31	4650.00	125	83833.00	38	10205.00									
Monthly Pass Sales	0	0	0	0	0	0	0	0	0	0	0	0									
Discounted Coupons Sales 10%	0	0	0	0	0	0	0	0	0	0	0	0									
Discounted Coupons Sales 20%	0	0	0	0	0	0	0	0	0	0	0	0									
Daily Pass Sale	0	0	0	0	0	0	0	0	0	0	0	0									
Local Pass Sales	0	0	0	0	0	0	0	0	0	0	0	0									
Return Pass Sale	0	0	0	0	0	0	0	0	0	0	0	0									
Direction: Khat Conector To Pune																					
Transaction Type	Car Jeep Count	Total Car Jeep Amount (In Rs.)	Bus Count	Total Bus Amount (In Rs.)	Truck Count	Total Truck Amount (In Rs.)	LCV Count	Total LCV Amount (In Rs.)	MAV/Multi Axle Vehicle Count	Total MAV (Multi Axle Vehicle) Amount (In Rs.)	3 Axle Count	Total 3 Axle Amount (In Rs.)									
Single Journey	837	122202.00	42	17876.00	51	10014.00	115	25875.39	157	158434.00	129	95847.00									
Monthly Pass Sales	0	0	0	0	0	0	0	0	0	0	0	0									
Discounted Coupons Sales 10%	0	0	0	0	0	0	0	0	0	0	0	0									
Discounted Coupons Sales 20%	0	0	0	0	0	0	0	0	0	0	0	0									
Daily Pass Sale	0	0	0	0	0	0	0	0	0	0	0	0									
Local Pass Sales	0	0	0	0	0	0	0	0	0	0	0	0									
Return Pass Sale	0	0	0	0	0	0	0	0	0	0	0	0									
Direction: Kaspagan To Mumbai																					
Transaction Type	Car Jeep Count	Total Car Jeep Amount (In Rs.)	Bus Count	Total Bus Amount (In Rs.)	Truck Count	Total Truck Amount (In Rs.)	LCV Count	Total LCV Amount (In Rs.)	MAV/Multi Axle Vehicle Count	Total MAV (Multi Axle Vehicle) Amount (In Rs.)	3 Axle Count	Total 3 Axle Amount (In Rs.)									
Single Journey	4607	541125.20	106	45087.00	55	18911.00	284	54100.00	52	56623.00	34	32670.00									
Monthly Pass Sales	0	0	0	0	0	0	0	0	0	0	0	0									
Discounted Coupons Sales 10%	0	0	0	0	0	0	0	0	0	0	0	0									
Discounted Coupons Sales 20%	0	0	0	0	0	0	0	0	0	0	0	0									
Daily Pass Sale	0	0	0	0	0	0	0	0	0	0	0	0									
Local Pass Sales	0	0	0	0	0	0	0	0	0	0	0	0									
Return Pass Sale	0	0	0	0	0	0	0	0	0	0	0	0									
Direction: Kaspagan To Khatapur Conector																					
Transaction Type	Car Jeep Count	Total Car Jeep Amount (In Rs.)	Bus Count	Total Bus Amount (In Rs.)	Truck Count	Total Truck Amount (In Rs.)	LCV Count	Total LCV Amount (In Rs.)	MAV/Multi Axle Vehicle Count	Total MAV (Multi Axle Vehicle) Amount (In Rs.)	3 Axle Count	Total 3 Axle Amount (In Rs.)									
Single Journey	158	13326.00	8	1144.80	3	418.80	10	2400.00	7	4813.00	7	3485.00									
Monthly Pass Sales	0	0	0	0	0	0	0	0	0	0	0	0									
Discounted Coupons Sales 10%	0	0	0	0	0	0	0	0	0	0	0	0									
Discounted Coupons Sales 20%	0	0	0	0	0	0	0	0	0	0	0	0									
Daily Pass Sale	0	0	0	0	0	0	0	0	0	0	0	0									
Local Pass Sales	0	0	0	0	0	0	0	0	0	0	0	0									
Return Pass Sale	0	0	0	0	0	0	0	0	0	0	0	0									

Total Non-Tollable Traffic Count Entry Details							
Transaction Type	Car Jeep Count	Bus Count	Truck Count	LCV Count	Multi Axle Vehicle Count	3 Axle Count	AVCX
Exempt	4165	32	78	285	94	21	0
Exit Toll	10857	1338	1119	2097	559	581	0
Pass Through NH4	22	12	170	218	2434	00	8
Pass Through YCSEW	0	0	0	0	0	0	0
Cord Punch	73	2	10	10	0	0	0
Tag Punch	51	87	39	27	00	56	0
Violation	865	4	10	52	46	13	332

Total Traffic Count Entry Details							
Transaction Type	Car Jeep Count	Bus Count	Truck Count	LCV Count	Multi Axle Vehicle Count	3 Axle Count	AVCX
Tollable Traffic	26293	1535	1171	2805	993	721	0
Non-Tollable Traffic	16051	1479	1813	2691	3100	769	332
Total Traffic Count	42344	3014	2984	5496	4122	1480	332



*R. Kulkarni*



Shedding year

Annexure 8 - Daily Tollable Traffic Count and Revenue Entry Details											Annexure 9 - Daily Tollable Traffic Count and Revenue Entry Details										
Date		4-Nov-18																			
Section Name		0																			
Bank Name where cash depositing		IDBI BANK																			
Bank Account Number		8189102000014049																			
Collection Depositing Date		5-Nov-18																			
Direction		Shedung to Kalamoli																			
Transaction Type	Car/Jeep Count	Total Car/Jeep Amount (in Rs.)	Bus Count	Total Bus Amount (in Rs.)	Truck Count	Total Truck Amount (in Rs.)	LCV Count	Total LCV Amount (in Rs.)	MAV(Multi Axle Vehicle) Count	Total MAV (Multi Axle Vehicle) Amount (in Rs.)	3 Axle Count	Total 3 Axle Amount (in Rs.)									
1	2	3	4	5	6	7	8	9	10	11	12	13									
Single Journey	1060	37100.00	18	1422.00	227	17933.00	753	33220.00	293	52500.00	138	18358.00									
Monthly Pass Sales	0	0.00	0	0.00	8	8.00	0	0.00	0	0.00	8	8.00									
Discounted Coupons Sales 10%	8	0.00	0	8.00	0	0.00	0	0.00	0	0.00	8	0.00									
Discounted Coupons Sales 20%	0	0.00	0	8.00	0	0.00	0	0.00	0	0.00	0	0.00									
Daily Pass Sale	8	0.00	0	0.00	0	0.00	0	0.00	0	0.00	0	0.00									
Local Pass Sales	8	0.00	0	8.00	0	0.00	0	0.00	0	0.00	0	0.00									
Return Pass Sale	0	0.00	0	0.00	0	0.00	0	0.00	0	0.00	0	0.00									
Direction		Kalamoli to Shedung																			
Transaction Type	Car/Jeep Count	Total Car/Jeep Amount (in Rs.)	Bus Count	Total Bus Amount (in Rs.)	Truck Count	Total Truck Amount (in Rs.)	LCV Count	Total LCV Amount (in Rs.)	MAV(Multi Axle Vehicle) Count	Total MAV (Multi Axle Vehicle) Amount (in Rs.)	3 Axle Count	Total 3 Axle Amount (in Rs.)									
1	2	3	4	5	6	7	8	9	10	11	12	13									
Single Journey	1341	47005.00	84	6636.00	197	15963.00	007	35552.00	460	80675.00	158	21440.00									
Monthly Pass Sales	0	0.00	0	0.00	0	0.00	0	0.00	0	0.00	0	0.00									
Discounted Coupons Sales 10%	0	0.00	0	0.00	0	0.00	0	0.00	0	0.00	0	0.00									
Discounted Coupons Sales 20%	0	0.00	0	0.00	0	0.00	0	8.00	8	0.00	0	0.00									
Daily Pass Sale	0	0.00	0	0.00	0	0.00	0	0.00	0	0.00	0	0.00									
Local Pass Sales	0	0.00	0	0.00	0	0.00	0	0.00	0	0.00	8	0.00									
Return Pass Sale	0	0.00	8	0.00	0	0.00	0	0.00	0	0.00	0	0.00									

Total Non-Tollable Traffic Count Entry Details							
Transaction Type	Car/Jeep Count	Bus Count	Truck Count	LCV Count	Multi Axle Vehicle Count	3 Axle Count	AVCX
1	2	3	4	5	6	7	8
Exempt	1830	35	23	291	7	87	0
Exit Toll	0	0	0	0	0	0	0
Pass Through NH44	413	17	118	589	745	251	0
Pass Through YCEW	0	0	0	0	0	0	0
Card Punch	0	0	0	0	0	8	0
Tag Punch	3	0	0	2	6	3	0
Violation	48	1	4	6	7	4	50

Total Traffic Count Entry Details							
Transaction Type	Car/Jeep Count	Bus Count	Truck Count	LCV Count	Multi Axle Vehicle Count	3 Axle Count	AVCX
1	2	3	4	5	6	7	8
Tollable Traffic	2401	102	424	1560	753	294	8
Non-Tollable Traffic	2301	53	145	867	785	355	50
Total Traffic Count	4702	155	569	2427	1538	649	58

Talegaon view

Annexure B - Daily Tollable Traffic Count and Revenue Entry Details		Annexure B - Daily Tollable Traffic Count and Revenue Entry Details	
Date	4-Nov-16		
Section Name	8		
Bank Name where cash depositing	BANK OF INDIA		
Bank Account Number	060220110000001		
Collection Depositing Date	5-Nov-16		

Direction Talegaon To Mumbai												
Transaction Type	Car/Jeep Count	Total Car/Jeep Amount (In Rs.)	Bus Count	Total Bus Amount (In Rs.)	Truck Count	Total Truck Amount (In Rs.)	LCV Count	Total LCV Amount (In Rs.)	MAV(Multi Axle Vehicle) Count	Total MAV (Multi Axle Vehicle) Amount (In Rs.)	3 Axle Count	Total 3 Axle Amount (In Rs.)
1	2	3	4	5	6	7	8	9	10	11	12	13
Single Journey	16035	3181607.00	1346	786033.00	1048	406226.00	2035	607974.00	553	725906.00	565	580140.00
Monthly Pass Sales	0	8.00	0	8.00	0	0.00	0	8.00	0	8.00	0	0.00
Discounted Coupons Sales 10%	0	0.00	0	0.00	0	0.00	0	0.00	0	0.00	0	0.00
Discounted Coupons Sales 20%	0	0.00	0	0.00	0	0.00	0	0.00	0	0.00	0	0.00
Daily Pass Sale	0	8.00	0	0.00	0	0.00	0	0.00	0	8.88	0	8.00
Local Pass Sales	0	0.00	0	0.00	0	8.00	0	8.00	0	8.08	0	0.00
Return Pass Sale	0	0.00	0	0.00	0	8.00	0	8.00	0	0.00	0	8.00

Direction Talegaon To Khalapur Connector												
Transaction Type	Car/Jeep Count	Total Car/Jeep Amount (In Rs.)	Bus Count	Total Bus Amount (In Rs.)	Truck Count	Total Truck Amount (In Rs.)	LCV Count	Total LCV Amount (In Rs.)	MAV(Multi Axle Vehicle) Count	Total MAV (Multi Axle Vehicle) Amount (In Rs.)	3 Axle Count	Total 3 Axle Amount (In Rs.)
1	2	3	4	5	6	7	8	9	10	11	12	13
Single Journey	564	82344.00	4	1712.00	18	5652.00	33	7425.00	41	40508.00	22	16346.00
Monthly Pass Sales	0	8.00	0	0.00	0	0.00	0	8.00	0	8.00	0	8.00
Discounted Coupons Sales 10%	0	0.00	0	0.00	0	8.00	0	0.00	0	0.00	0	0.00
Discounted Coupons Sales 20%	0	0.00	0	8.00	0	0.00	0	0.00	0	8.00	0	8.00
Daily Pass Sale	0	0.00	0	8.00	0	8.00	0	0.00	0	8.00	0	0.00
Local Pass Sales	0	8.00	0	8.00	0	8.00	0	8.00	0	0.00	0	0.00
Return Pass Sale	0	0.00	0	8.00	0	8.00	0	8.00	0	0.00	0	0.00

Direction Talegaon To Kusaon												
Transaction Type	Car/Jeep Count	Total Car/Jeep Amount (In Rs.)	Bus Count	Total Bus Amount (In Rs.)	Truck Count	Total Truck Amount (In Rs.)	LCV Count	Total LCV Amount (In Rs.)	MAV(Multi Axle Vehicle) Count	Total MAV (Multi Axle Vehicle) Amount (In Rs.)	3 Axle Count	Total 3 Axle Amount (In Rs.)
1	2	3	4	5	6	7	8	9	10	11	12	13
Single Journey	1845	215982.00	36	12691.00	80	21084.00	193	34620.00	40	33180.00	00	49302.00
Monthly Pass Sales	0	0.00	0	0.00	0	0.00	0	8.00	0	8.00	0	0.00
Discounted Coupons Sales 10%	0	0.00	0	8.00	0	8.00	0	8.00	0	0.60	0	8.00
Discounted Coupons Sales 20%	0	0.00	0	0.00	0	0.00	0	0.00	0	8.00	0	8.00
Daily Pass Sale	0	0.00	0	0.00	0	0.00	0	0.00	0	8.00	0	8.00
Local Pass Sales	0	8.00	0	8.80	0	8.00	0	8.00	0	0.00	0	0.00
Return Pass Sale	0	8.00	0	8.00	0	8.00	0	0.08	0	8.00	0	0.60

Direction Talegaon To Pune												
Transaction Type	Car/Jeep Count	Total Car/Jeep Amount (In Rs.)	Bus Count	Total Bus Amount (In Rs.)	Truck Count	Total Truck Amount (In Rs.)	LCV Count	Total LCV Amount (In Rs.)	MAV(Multi Axle Vehicle) Count	Total MAV (Multi Axle Vehicle) Amount (In Rs.)	3 Axle Count	Total 3 Axle Amount (In Rs.)
1	2	3	4	5	6	7	8	9	10	11	12	13
Single Journey	1812	225342.00	67	40258.00	41	13215.00	157	28520.00	26	40369.00	17	15444.00
Monthly Pass Sales	0	0.00	0	0.00	0	0.00	0	0.00	0	0.00	0	8.00
Discounted Coupons Sales 10%	0	0.00	0	0.00	0	0.00	0	0.00	0	0.00	0	8.00
Discounted Coupons Sales 20%	0	8.00	0	8.00	0	0.00	0	8.00	0	8.00	0	0.00
Daily Pass Sale	0	8.00	0	0.00	0	8.00	0	0.00	0	8.00	0	8.00
Local Pass Sales	0	8.00	0	0.00	0	8.00	0	8.00	0	0.00	0	8.00
Return Pass Sale	0	0.00	0	8.00	0	0.00	0	0.00	0	0.00	0	8.00

Total Non-Tollable Traffic Count Entry Details							
Transaction Type	Car/Jeep Count	Bus Count	Truck Count	LCV Count	Multi Axle Vehicle Count	3 Axle Count	AVCX
1	2	3	4	5	6	7	8
Exempt	2875	12	25	227	124	21	0
Exit Toll	7537	1206	792	1496	636	537	8
Pass Through NH4	0	0	0	0	0	0	0
Pass Through YCEW	0	0	0	0	0	0	0
Card Punch	41	8	8	5	0	0	8
Tag Punch	51	88	42	16	84	57	0
Violation	821	18	8	16	6	2	14

Total Traffic Count Entry Details							
Transaction Type	Car/Jeep Count	Bus Count	Truck Count	LCV Count	Multi Axle Vehicle Count	3 Axle Count	AVCX
1	2	3	4	5	6	7	8
Tollable Traffic	20356	1473	1165	2418	880	684	8
Non - Tollable Traffic	11225	1317	859	1761	848	617	14
Total Traffic Count	31581	2790	2044	4179	1509	1301	14



*Handwritten signature/initials*



Annexure 5 - Daily Tollable Traffic Count and Revenue Entry Details

Annexure 5 - Daily Tollable Traffic Count and Revenue Entry Details													Annexure 6 - Daily Tollable Traffic Count and Revenue Entry Details												
Date: 5-Nov-18																									
Section Name: 0																									
Bank Name where cash depositing: IOBI BANK																									
Bank Account Number: 18810200014049																									
Collection Date: 7-Nov-18																									
Direction: Mumbai To Pune																									
Transaction Type	Car/Jump Count	Total Car/Jump Amount (Rs.)	Bus Count	Total Bus Amount (Rs.)	Truck Count	Total Truck Amount (Rs.)	LCV Count	Total LCV Amount (Rs.)	MAV/Mini Bus Vehicle Count	Total MAV/Mini Bus Vehicle Amount (Rs.)	3 Axle Count	Total 3 Axle Amount (Rs.)													
Single Journey	17963	341826.00	1409	820011.00	1097	481558.00	2127	840440.00	566	826472.00	540	539846.40													
Monthly Pass Sales	0	0	0	0	0	0	0	0	0	0	0	0													
Discounted Coupons Sales 10%	0	0	0	0	0	0	0	0	0	0	0	0													
Discounted Coupons Sales 20%	0	0	0	0	0	0	0	0	0	0	0	0													
Daily Pass Sale	0	0	0	0	0	0	0	0	0	0	0	0													
Local Pass Sales	0	0	0	0	0	0	0	0	0	0	0	0													
Return Pass Sale	0	0	0	0	0	0	0	0	0	0	0	0													
Direction: Mumbai To Kurla																									
Transaction Type	Car/Jump Count	Total Car/Jump Amount (Rs.)	Bus Count	Total Bus Amount (Rs.)	Truck Count	Total Truck Amount (Rs.)	LCV Count	Total LCV Amount (Rs.)	MAV/Mini Bus Vehicle Count	Total MAV/Mini Bus Vehicle Amount (Rs.)	3 Axle Count	Total 3 Axle Amount (Rs.)													
Single Journey	6687	782379.00	89	39527.00	171	42921.00	572	102960.00	85	51350.00	48	28512.00													
Monthly Pass Sales	0	0	0	0	0	0	0	0	0	0	0	0													
Discounted Coupons Sales 10%	0	0	0	0	0	0	0	0	0	0	0	0													
Discounted Coupons Sales 20%	0	0	0	0	0	0	0	0	0	0	0	0													
Daily Pass Sale	0	0	0	0	0	0	0	0	0	0	0	0													
Local Pass Sales	0	0	0	0	0	0	0	0	0	0	0	0													
Return Pass Sale	0	0	0	0	0	0	0	0	0	0	0	0													
Direction: Kurla Connector To Kurla																									
Transaction Type	Car/Jump Count	Total Car/Jump Amount (Rs.)	Bus Count	Total Bus Amount (Rs.)	Truck Count	Total Truck Amount (Rs.)	LCV Count	Total LCV Amount (Rs.)	MAV/Mini Bus Vehicle Count	Total MAV/Mini Bus Vehicle Amount (Rs.)	3 Axle Count	Total 3 Axle Amount (Rs.)													
Single Journey	159	15582.00	8	1144.00	13	2717.00	35	5250.00	131	88306.00	36	17326.00													
Monthly Pass Sales	0	0	0	0	0	0	0	0	0	0	0	0													
Discounted Coupons Sales 10%	0	0	0	0	0	0	0	0	0	0	0	0													
Discounted Coupons Sales 20%	0	0	0	0	0	0	0	0	0	0	0	0													
Daily Pass Sale	0	0	0	0	0	0	0	0	0	0	0	0													
Local Pass Sales	0	0	0	0	0	0	0	0	0	0	0	0													
Return Pass Sale	0	0	0	0	0	0	0	0	0	0	0	0													
Direction: Kurla Connector To Pune																									
Transaction Type	Car/Jump Count	Total Car/Jump Amount (Rs.)	Bus Count	Total Bus Amount (Rs.)	Truck Count	Total Truck Amount (Rs.)	LCV Count	Total LCV Amount (Rs.)	MAV/Mini Bus Vehicle Count	Total MAV/Mini Bus Vehicle Amount (Rs.)	3 Axle Count	Total 3 Axle Amount (Rs.)													
Single Journey	847	123682.00	47	20119.00	72	22608.00	128	28360.00	180	173495.00	112	83218.00													
Monthly Pass Sales	0	0	0	0	0	0	0	0	0	0	0	0													
Discounted Coupons Sales 10%	0	0	0	0	0	0	0	0	0	0	0	0													
Discounted Coupons Sales 20%	0	0	0	0	0	0	0	0	0	0	0	0													
Daily Pass Sale	0	0	0	0	0	0	0	0	0	0	0	0													
Local Pass Sales	0	0	0	0	0	0	0	0	0	0	0	0													
Return Pass Sale	0	0	0	0	0	0	0	0	0	0	0	0													
Direction: Kurla To Mumbai																									
Transaction Type	Car/Jump Count	Total Car/Jump Amount (Rs.)	Bus Count	Total Bus Amount (Rs.)	Truck Count	Total Truck Amount (Rs.)	LCV Count	Total LCV Amount (Rs.)	MAV/Mini Bus Vehicle Count	Total MAV/Mini Bus Vehicle Amount (Rs.)	3 Axle Count	Total 3 Axle Amount (Rs.)													
Single Journey	4770	569884.00	124	53082.00	48	14348.00	278	51420.00	44	80570.00	30	30096.00													
Monthly Pass Sales	0	0	0	0	0	0	0	0	0	0	0	0													
Discounted Coupons Sales 10%	0	0	0	0	0	0	0	0	0	0	0	0													
Discounted Coupons Sales 20%	0	0	0	0	0	0	0	0	0	0	0	0													
Daily Pass Sale	0	0	0	0	0	0	0	0	0	0	0	0													
Local Pass Sales	0	0	0	0	0	0	0	0	0	0	0	0													
Return Pass Sale	0	0	0	0	0	0	0	0	0	0	0	0													
Direction: Kurla To Kurla Connector																									
Transaction Type	Car/Jump Count	Total Car/Jump Amount (Rs.)	Bus Count	Total Bus Amount (Rs.)	Truck Count	Total Truck Amount (Rs.)	LCV Count	Total LCV Amount (Rs.)	MAV/Mini Bus Vehicle Count	Total MAV/Mini Bus Vehicle Amount (Rs.)	3 Axle Count	Total 3 Axle Amount (Rs.)													
Single Journey	202	18796.99	4	1144.39	1	208.00	0	1200.00	7	4815.00	1	485.00													
Monthly Pass Sales	0	0	0	0	0	0	0	0	0	0	0	0													
Discounted Coupons Sales 10%	0	0	0	0	0	0	0	0	0	0	0	0													
Discounted Coupons Sales 20%	0	0	0	0	0	0	0	0	0	0	0	0													
Daily Pass Sale	0	0	0	0	0	0	0	0	0	0	0	0													
Local Pass Sales	0	0	0	0	0	0	0	0	0	0	0	0													
Return Pass Sale	0	0	0	0	0	0	0	0	0	0	0	0													

Total Non-Tollable Traffic Count Entry Details

Transaction Type	Car/Jump Count	Bus Count	Truck Count	LCV Count	Mini Bus Vehicle Count	3 Axle Count	AVCR
Emerg	3817	20	35	148	42	19	0
Exit Toll	8814	1351	823	1791	810	471	0
Pass Through NH	18	0	114	232	2318	135	0
Pass Through YCEW	0	0	0	0	0	0	0
Card Punch	53	1	0	19	0	0	0
Tag Punch	55	71	24	23	79	58	0
Violation	5763	30	46	110	00	202	735

Total Traffic Count Entry Details

Transaction Type	Car/Jump Count	Bus Count	Truck Count	LCV Count	Mini Bus Vehicle Count	3 Axle Count	AVCR
Tollable Traffic	30628	1677	1402	3142	1023	789	0
Non-Tollable Traffic	18538	1479	1045	2375	3015	866	735
Total Traffic Count	49166	3156	2447	5517	4038	1655	735




*Signature*

Kusgaon YCEW

Annexure 2 - Daily Tollable Traffic Count and Revenue Entry Details											Annexure 3 - Daily Tollable Traffic Count and Revenue Entry Details										
Date		5-Nov-18																			
Section Name		9																			
Bank Name where cash depositing		BANK OF INDIA																			
Bank Account Number		060220110300001																			
Collection Reporting Date		7-Nov-18																			
Direction		Kusgaon To Kalamboi																			
1	2	3	4	5	6	7	8	9	10	11	12	13	14	15	16	17	18	19	20		
Single Journey	1218	142619.89	23	9178.00	104	26318.00	300	54600.00	36	28440.00	30	18819.00									
Monthly Pass Sales	6	6.89	6	6.00	6	0.00	0	6.89	6	0.00	6	6.00									
Discounted Coupons Sales 10%	6	0.00	6	9.00	0	0.00	0	9.88	6	6.00	6	9.00									
Discounted Coupons Sales 20%	6	0.89	6	0.00	6	6.00	6	6.89	6	9.00	6	6.00									
Daily Pass Sale	9	0.00	9	0.00	0	0.00	0	6.00	9	9.00	9	9.00									
Local Pass Sales	6	0.89	6	0.00	0	0.00	0	6.89	6	0.00	6	9.00									
Return Pass Sale	6	0.00	0	0.00	9	0.00	0	6.89	6	9.00	6	9.00									
Direction		Kusgaon To Khalapur Connector																			
1	2	3	4	5	6	7	8	9	10	11	12	13	14	15	16	17	18	19	20		
Single Journey	67	6526.00	2	572.89	2	419.00	9	1200.00	1	699.00	5	2475.89									
Monthly Pass Sales	0	9.00	0	0.00	9	8.00	9	6.89	6	6.00	0	0.00									
Discounted Coupons Sales 10%	0	6.00	0	9.00	9	0.00	9	0.00	6	0.00	9	9.00									
Discounted Coupons Sales 20%	0	6.00	0	0.00	9	0.00	9	9.00	0	9.00	0	0.00									
Daily Pass Sale	0	9.00	0	9.00	0	0.00	0	0.00	0	0.00	0	0.00									
Local Pass Sales	0	6.00	0	0.00	9	0.00	9	9.00	0	0.00	0	0.89									
Return Pass Sale	9	0.00	0	0.00	0	0.00	9	9.00	9	0.00	0	0.00									
Direction		Khopoli To Kusgaon																			
1	2	3	4	5	6	7	8	9	10	11	12	13	14	15	16	17	18	19	20		
Single Journey	66	6468.00	0	0.00	6	0.89	6	6.00	6	6.00	0	0.00									
Monthly Pass Sales	9	0.00	9	6.00	0	0.00	0	6.89	0	6.89	0	0.00									
Discounted Coupons Sales 10%	9	0.00	0	9.00	0	0.00	9	0.89	6	0.00	9	6.89									
Discounted Coupons Sales 20%	9	6.89	6	0.00	0	9.00	0	0.00	0	0.00	6	0.89									
Daily Pass Sale	0	0.00	0	9.00	0	0.00	0	9.00	9	0.00	0	0.00									
Local Pass Sales	6	0.00	9	0.00	6	0.00	0	6.89	9	0.00	0	0.89									
Return Pass Sale	6	0.00	0	0.00	9	8.00	0	0.89	9	0.00	9	6.00									
Direction		Kusgaon to Khopoli exit																			
1	2	3	4	5	6	7	8	9	10	11	12	13	14	15	16	17	18	19	20		
Single Journey	0	9.00	9	9.00	7	749.00	21	1134.00	11	2519.00	9	6.00									
Monthly Pass Sales	0	0.00	6	9.00	9	0.00	0	0.00	9	0.00	0	0.00									
Discounted Coupons Sales 10%	0	0.00	6	0.00	0	6.00	9	9.00	6	6.00	9	9.00									
Discounted Coupons Sales 20%	0	9.00	0	9.00	9	0.00	9	0.00	0	9.00	0	9.00									
Daily Pass Sale	9	0.00	6	6.00	8	0.00	8	9.89	0	0.00	0	0.00									
Local Pass Sales	9	0.00	9	9.00	9	0.00	9	0.00	0	9.00	0	6.00									
Return Pass Sale	9	0.00	9	0.00	6	0.00	9	0.00	0	0.00	0	0.00									

Total Non-Tollable Traffic Count Entry Details							
1	2	3	4	5	6	7	8
Example	194	8	11	89	16	3	0
Exit Toll	607	13	72	134	68	20	0
Pass Through NH4	84	20	225	872	2759	75	0
Pass Through YCEW	324	673	3	11	1	1	0
Card Punch	0	0	6	0	0	9	0
Tag Punch	2	6	1	3	9	9	6
Violation	28	729	438	0	925	236	2

Total Traffic Count Entry Details						
1	2	3	4	5	6	7
Tollable Traffic	1372	25	113	329	48	35
Non-Tollable Traffic	1229	1449	748	1117	3773	335
Total Traffic Count	2601	1874	861	1446	3821	379




*Handwritten signature*

Shedung Ycew

Annexure 8 - Daily Tollable Traffic Count and Revenue Entry Details													Annexure 9 - Daily Tollable Traffic Count and Revenue Entry Details												
Date: 5-Nov-18																									
Section Name: 0																									
Bank Name where cash depositing: IDBI BANK																									
Bank Account Number: 019910200014049																									
Collection Depositing Date: 7-Nov-16																									
Direction: Shedung to Kalamboli																									
Transaction Type	Car/Jeep Count	Total Car/Jeep Amount (in Rs.)	Bus Count	Total Bus Amount (in Rs.)	Truck Count	Total Truck Amount (in Rs.)	LCV Count	Total LCV Amount (in Rs.)	MAV(Multi Axle Vehicle) Count	Total MAV (Multi Axle Vehicle) Amount (in Rs.)	3 Axle Count	Total 3 Axle Amount (in Rs.)													
1	2	3	4	5	6	7	8	9	10	11	12	13													
Single Journey	1218	42385.00	15	1264.00	204	16116.00	721	31724.00	304	53550.00	129	17554.00													
Monthly Pass Sales	0	6.00	0	0.00	0	0.00	0	8.00	8	8.00	8	0.00													
Discounted Coupons Sales 10%	0	0.00	0	0.00	0	0.00	0	0.00	0	0.00	0	0.00													
Discounted Coupons Sales 20%	0	0.00	0	0.00	0	0.00	0	0.00	0	0.00	0	0.00													
Daily Pass Sale	0	0.00	0	0.00	0	8.00	0	0.00	0	0.00	0	0.00													
Local Pass Sales	0	0.00	0	0.00	0	0.00	0	0.00	0	0.00	0	0.00													
Return Pass Sale	0	0.00	0	0.00	0	8.00	0	0.00	0	0.00	0	0.00													
Direction: Kalamboli to Shedung																									
Transaction Type	Car/Jeep Count	Total Car/Jeep Amount (in Rs.)	Bus Count	Total Bus Amount (in Rs.)	Truck Count	Total Truck Amount (in Rs.)	LCV Count	Total LCV Amount (in Rs.)	MAV(Multi Axle Vehicle) Count	Total MAV (Multi Axle Vehicle) Amount (in Rs.)	3 Axle Count	Total 3 Axle Amount (in Rs.)													
1	2	3	4	5	6	7	8	9	10	11	12	13													
Single Journey	1728	60515.00	87	6873.00	217	17143.00	873	38500.00	465	31376.00	154	20770.00													
Monthly Pass Sales	0	8.00	8	0.00	0	8.00	0	0.00	0	0.00	0	0.00													
Discounted Coupons Sales 10%	0	0.00	8	0.00	0	0.00	8	0.00	8	0.00	0	0.00													
Discounted Coupons Sales 20%	0	8.00	8	0.00	0	0.00	0	0.00	0	8.00	0	0.00													
Daily Pass Sale	0	0.00	8	0.00	0	0.00	0	0.00	0	0.00	0	0.00													
Local Pass Sales	8	0.00	0	0.00	0	0.00	8	0.00	8	0.00	0	0.00													
Return Pass Sale	0	0.00	0	0.00	0	0.00	0	0.00	0	0.00	0	0.00													

Total Non-Tollable Traffic Count Entry Details							
Transaction Type	Car/Jeep Count	Bus Count	Truck Count	LCV Count	Multi Axle Vehicle Count	3 Axle Count	AVCX
1	2	3	4	5	6	7	8
Exempt	1360	16	20	253	13	47	0
Exit Toll	0	0	0	8	0	0	0
Pass Through NH4	345	7	105	544	610	158	0
Pass Through YCEW	0	0	0	0	0	0	8
Card Punch	0	0	0	0	0	0	8
Tag Punch	5	1	1	3	6	2	0
Violation	163	7	4	43	17	10	01

Total Traffic Count Entry Details							
Transaction Type	Car/Jeep Count	Bus Count	Truck Count	LCV Count	Multi Axle Vehicle Count	3 Axle Count	AVCX
1	2	3	4	5	6	7	8
Tollable Traffic	2938	102	421	1594	769	283	0
Non - Tollable Traffic	1873	89	130	845	845	217	91
Total Traffic Count	4811	135	551	2439	1414	500	81



Talegaon YCEW

Annexure 8 - Daily Tollable Traffic Count and Revenue Entry Details												
Date	5-Nov-18											
Section Name	0											
Bank Name where cash depositing	BANK OF INDIA											
Bank Account Number	060220110000001											
Collection Depositing Date	7-Nov-18											
Direction	Talegaon To Mumbai											
Transaction Type	Car/Jeep Count	Total Car/Jeep Amount (In Rs.)	Bus Count	Total Bus Amount (In Rs.)	Truck Count	Total Truck Amount (In Rs.)	LCV Count	Total LCV Amount (In Rs.)	MAV(Multi Axle Vehicle) Count	Total MAV (Multi Axle Vehicle) Amount (In Rs.)	3 Axle Count	Total 3 Axle Amount (In Rs.)
1	2	3	4	5	6	7	8	9	10	11	12	13
Single Journey	17890	3421521.00	1413	523671.00	756	285469.00	1757	538968.00	479	648229.00	447	468884.00
Monthly Pass Sales	0	0.00	0	8.00	0	0.00	0	0.00	0	0.00	0	0.00
Discounted Coupons Sales 10%	0	0.00	0	0.00	0	0.00	0	0.00	0	0.00	0	0.00
Discounted Coupons Sales 20%	0	0.00	0	0.00	0	0.00	0	0.00	0	0.00	0	0.00
Daily Pass Sale	0	0.00	0	0.00	0	0.00	0	0.00	0	0.00	0	0.00
Local Pass Sales	0	8.00	0	0.00	0	0.00	0	0.00	0	0.00	0	0.00
Return Pass Sale	0	8.00	0	0.00	0	0.00	0	0.00	0	0.00	0	0.00
Direction	Talegaon To Khalapur Connector											
Transaction Type	Car/Jeep Count	Total Car/Jeep Amount (In Rs.)	Bus Count	Total Bus Amount (In Rs.)	Truck Count	Total Truck Amount (In Rs.)	LCV Count	Total LCV Amount (In Rs.)	MAV(Multi Axle Vehicle) Count	Total MAV (Multi Axle Vehicle) Amount (In Rs.)	3 Axle Count	Total 3 Axle Amount (In Rs.)
1	2	3	4	5	6	7	8	9	10	11	12	13
Single Journey	613	89488.00	11	8708.00	18	3140.00	81	13725.00	39	38532.00	22	16348.00
Monthly Pass Sales	0	0.00	0	8.00	0	0.00	0	0.00	0	0.00	0	0.00
Discounted Coupons Sales 10%	0	0.00	0	0.00	0	0.00	0	0.00	0	0.00	0	0.00
Discounted Coupons Sales 20%	0	0.00	0	0.00	0	0.00	0	0.00	0	0.00	0	0.00
Daily Pass Sale	0	0.00	0	8.00	0	8.00	0	0.00	0	0.00	0	8.00
Local Pass Sales	0	0.00	0	8.00	0	0.00	0	8.00	0	8.00	0	8.00
Return Pass Sale	0	0.00	0	8.00	0	0.00	0	8.00	0	0.00	0	0.00
Direction	Talegaon To Kusaon											
Transaction Type	Car/Jeep Count	Total Car/Jeep Amount (In Rs.)	Bus Count	Total Bus Amount (In Rs.)	Truck Count	Total Truck Amount (In Rs.)	LCV Count	Total LCV Amount (In Rs.)	MAV(Multi Axle Vehicle) Count	Total MAV (Multi Axle Vehicle) Amount (In Rs.)	3 Axle Count	Total 3 Axle Amount (In Rs.)
1	2	3	4	5	6	7	8	9	10	11	12	13
Single Journey	2187	255879.00	58	19894.00	66	16566.00	210	37800.00	38	31600.00	65	32204.00
Monthly Pass Sales	0	0.00	0	0.00	0	0.00	0	0.00	0	0.00	0	8.00
Discounted Coupons Sales 10%	0	0.00	0	0.00	0	0.00	0	0.00	0	0.00	0	0.00
Discounted Coupons Sales 20%	0	0.00	0	0.00	0	0.00	0	0.00	0	0.00	0	0.00
Daily Pass Sale	0	8.00	0	8.00	0	8.00	0	0.00	0	0.00	0	0.00
Local Pass Sales	0	8.00	0	8.00	0	0.00	0	0.00	0	8.00	0	8.00
Return Pass Sale	0	8.00	0	0.00	0	0.00	0	8.00	0	0.00	0	0.00
Direction	Kusaon To Pune											
Transaction Type	Car/Jeep Count	Total Car/Jeep Amount (In Rs.)	Bus Count	Total Bus Amount (In Rs.)	Truck Count	Total Truck Amount (In Rs.)	LCV Count	Total LCV Amount (In Rs.)	MAV(Multi Axle Vehicle) Count	Total MAV (Multi Axle Vehicle) Amount (In Rs.)	3 Axle Count	Total 3 Axle Amount (In Rs.)
1	2	3	4	5	6	7	8	9	10	11	12	13
Single Journey	2225	262353.00	72	37518.00	44	14218.00	174	33050.00	15	35759.00	18	19602.00
Monthly Pass Sales	0	0.00	0	8.00	0	8.00	0	0.00	0	0.00	0	8.00
Discounted Coupons Sales 10%	0	0.00	0	0.00	0	0.00	0	0.00	0	0.00	0	0.00
Discounted Coupons Sales 20%	0	8.00	0	8.00	0	0.00	0	8.00	0	0.00	0	8.00
Daily Pass Sale	0	8.00	0	8.00	0	0.00	0	8.00	0	0.00	0	8.00
Local Pass Sales	0	0.00	0	0.00	0	0.00	0	0.00	0	0.00	0	0.00
Return Pass Sale	0	0.00	0	0.00	0	0.00	0	0.00	0	0.00	0	0.00

Total Non-Tollable Traffic Count Entry Details							
Transaction Type	Car/Jeep Count	Bus Count	Truck Count	LCV Count	Multi Axle Vehicle Count	3 Axle Count	AVCX
1	2	3	4	5	6	7	8
Exempt	2984	8	22	188	63	5	0
Exit Toll	8918	1250	978	1711	567	562	0
Pass Through NH4	0	0	0	0	0	0	0
Pass Through YCEW	0	0	0	0	0	0	0
Card Punch	25	0	0	8	8	0	8
Tag Punch	46	88	32	28	99	62	0
Violation	1205	3	5	24	5	2	30

Total Traffic Count Entry Details							
Transaction Type	Car/Jeep Count	Bus Count	Truck Count	LCV Count	Multi Axle Vehicle Count	3 Axle Count	AVCX
1	2	3	4	5	6	7	8
Tollable Traffic	22715	1554	679	2202	571	562	8
Non - Tollable Traffic	13050	1355	1037	1956	834	631	30
Total Traffic Count	35765	2909	1013	4158	1405	1193	38



Annexure 3 - Daily Tollable Traffic Count and Revenue Entry Details													Annexure 3 - Daily Tollable Traffic Count and Revenue Entry Details												
Date: 6-Nov-16																									
Section Name: 0																									
Bank Name where cash depositing: IDBI BANK																									
Bank Account Number: 18910200014048																									
Collection Periodicity Date: 7-Nov-16																									
Direction: Mumbai To Pune													Direction: Mumbai To Kavgan												
Transaction Type	Car Jeep Count	Total Car Jeep Amount (Rs.)	Bus Count	Total Bus Amount (Rs.)	Truck Count	Total Truck Amount (Rs.)	LCV Count	Total LCV Amount (Rs.)	MAV/Multi-Axle Vehicle Count	Total MAV (Multi-Axle Vehicle) Amount (Rs.)	3 Axle Count	Total 3 Axle Amount (Rs.)	Transaction Type	Car Jeep Count	Total Car Jeep Amount (Rs.)	Bus Count	Total Bus Amount (Rs.)	Truck Count	Total Truck Amount (Rs.)	LCV Count	Total LCV Amount (Rs.)	MAV/Multi-Axle Vehicle Count	Total MAV (Multi-Axle Vehicle) Amount (Rs.)	3 Axle Count	Total 3 Axle Amount (Rs.)
1	2	3	4	5	6	7	8	9	10	11	12	13	1	2	3	4	5	6	7	8	9	10	11	12	13
Single Journey	19058	3717246.00	1507	866463.00	815	259078.00	1447	435720.00	573	788071.00	386	387446.00	Single Journey	5448	837533.00	141	48363.00	154	38654.00	390	70200.00	46	36340.00	33	19502.00
Monthly Pass Sales	0	0	0	0	0	0	0	0	0	0	0	0	Monthly Pass Sales	0	0	0	0	0	0	0	0	0	0	0	0
Discounted Coupons Sales 10%	0	0	0	0	0	0	0	0	0	0	0	0	Discounted Coupons Sales 10%	0	0	0	0	0	0	0	0	0	0	0	0
Discounted Coupons Sales 20%	0	0	0	0	0	0	0	0	0	0	0	0	Discounted Coupons Sales 20%	0	0	0	0	0	0	0	0	0	0	0	0
Daily Pass Sales	0	0	0	0	0	0	0	0	0	0	0	0	Daily Pass Sales	0	0	0	0	0	0	0	0	0	0	0	0
Local Pass Sales	0	0	0	0	0	0	0	0	0	0	0	0	Local Pass Sales	0	0	0	0	0	0	0	0	0	0	0	0
Return Pass Sales	0	0	0	0	0	0	0	0	0	0	0	0	Return Pass Sales	0	0	0	0	0	0	0	0	0	0	0	0

Total Non-Tollable Traffic Count Entry Details							
Transaction Type	Car/Jeep Count	Bus Count	Truck Count	LCV Count	Multi-Axle Vehicle Count	3 Axle Count	AVCX
1	2	3	4	5	6	7	8
Example	2710	26	31	111	57	16	0
Exit Toll	6280	1283	962	1618	506	386	0
Pass Through NH4	27	6	112	135	1901	129	0
Pass Through YCRW	0	0	0	0	0	0	0
Card Punch	42	0	0	0	0	0	0
Tag Punch	31	71	28	12	60	42	0
Violation	16450	403	300	820	458	658	307

Total Traffic Count Entry Details							
Transaction Type	Car/Jeep Count	Bus Count	Truck Count	LCV Count	Multi-Axle Vehicle Count	3 Axle Count	AVCX
1	2	3	4	5	6	7	8
Tollable Traffic	32832	1913	873	2271	945	548	0
Non-Tollable Traffic	25630	1785	1486	2756	2869	1378	301
Total Traffic Count	58462	3702	2359	5027	2834	1926	301



Kusgaon YCEW

Annexure 3 - Daily Tollable Traffic Count and Revenue Entry Details

Date	6-Nov-18
Section Name	9
Bank Name where cash depositing	BANK OF INDIA
Bank Account Number	06022011000001
Collection Depositing Date	7-Nov-18

Transaction Type	Car/Bus Count	Total Car/Bus Amount (Rs.)	Bus Count	Total Bus Amount (Rs.)	Truck Count	Total Truck Amount (Rs.)	LCV Count	Total LCV Amount (Rs.)	MAV (Multi Axle Vehicle) Count	Total MAV (Multi Axle Vehicle) Amount (Rs.)	3 Axle Count	Total 3 Axle Amount (Rs.)
Single Journey	2659	311290.00	128	43904.00	117	29785.00	455	82200.00	25	20408.00	21	12474.00
Monthly Pass Sales	0	9.00	9	0.00	0	9.00	9	9.00	0	0.00	9	0.00
Discounted	0	9.00	9	9.00	9	9.00	9	9.00	9	9.00	9	0.00
Coupons Sales 10%	9	9.00	0	9.00	0	0.00	0	0.00	0	0.00	9	0.00
Discounted	9	9.00	0	9.00	0	0.00	0	0.00	0	0.00	9	0.00
Coupons Sales 20%	0	0.00	0	9.00	9	0.00	0	0.00	0	0.00	0	9.00
Daily Pass Sale	9	0.00	9	9.00	0	9.00	9	0.00	9	9.00	9	9.00
Local Pass Sales	0	0.00	0	0.00	0	0.00	9	0.00	9	9.00	9	9.00
Return Pass Sale	0	0.00	0	0.00	0	0.00	9	0.00	9	9.00	9	9.00


Transaction Type	Car/Bus Count	Total Car/Bus Amount (Rs.)	Bus Count	Total Bus Amount (Rs.)	Truck Count	Total Truck Amount (Rs.)	LCV Count	Total LCV Amount (Rs.)	MAV (Multi Axle Vehicle) Count	Total MAV (Multi Axle Vehicle) Amount (Rs.)	3 Axle Count	Total 3 Axle Amount (Rs.)
Single Journey	73	7154.00	6	1716.00	2	414.00	22	3300.00	5	3295.00	1	485.00
Monthly Pass Sales	0	9.00	9	0.00	0	0.00	9	9.00	9	9.00	0	0.00
Discounted	9	0.00	9	0.00	0	0.00	0	9.00	0	0.00	0	0.00
Coupons Sales 10%	9	9.00	0	0.00	9	9.00	9	9.00	0	0.00	9	9.00
Discounted	9	9.00	0	0.00	9	9.00	9	9.00	0	0.00	9	9.00
Coupons Sales 20%	0	0.00	0	0.00	0	0.00	0	0.00	0	0.00	0	0.00
Daily Pass Sale	0	0.00	0	0.00	0	0.00	0	0.00	0	0.00	0	0.00
Local Pass Sales	0	0.00	0	0.00	0	0.00	0	0.00	0	0.00	0	0.00
Return Pass Sale	0	0.00	0	9.00	0	0.00	0	0.00	0	0.00	0	0.00

Transaction Type	Car/Bus Count	Total Car/Bus Amount (Rs.)	Bus Count	Total Bus Amount (Rs.)	Truck Count	Total Truck Amount (Rs.)	LCV Count	Total LCV Amount (Rs.)	MAV (Multi Axle Vehicle) Count	Total MAV (Multi Axle Vehicle) Amount (Rs.)	3 Axle Count	Total 3 Axle Amount (Rs.)
Single Journey	84	8232.00	0	0.00	0	0.00	0	0.00	0	0.00	0	0.00
Monthly Pass Sales	0	9.00	0	0.00	0	9.00	0	0.00	0	0.00	0	0.00
Discounted	0	0.00	0	0.00	0	9.00	0	0.00	0	0.00	0	0.00
Coupons Sales 10%	0	0.00	0	0.00	0	0.00	9	0.00	9	0.00	0	0.00
Discounted	0	0.00	0	0.00	0	0.00	9	0.00	9	0.00	0	0.00
Coupons Sales 20%	0	9.00	0	0.00	0	0.00	0	0.00	0	0.00	0	9.00
Daily Pass Sale	0	0.00	0	0.00	0	0.00	0	0.00	0	0.00	9	9.00
Local Pass Sales	0	0.00	0	0.00	0	0.00	0	0.00	0	0.00	9	9.00
Return Pass Sale	9	0.00	9	0.00	0	9.00	0	0.00	0	0.00	0	0.00

Transaction Type	Car/Bus Count	Total Car/Bus Amount (Rs.)	Bus Count	Total Bus Amount (Rs.)	Truck Count	Total Truck Amount (Rs.)	LCV Count	Total LCV Amount (Rs.)	MAV (Multi Axle Vehicle) Count	Total MAV (Multi Axle Vehicle) Amount (Rs.)	3 Axle Count	Total 3 Axle Amount (Rs.)
Single Journey	9	0.00	0	0.00	13	1331.00	33	1782.00	9	2081.00	0	9.00
Monthly Pass Sales	0	0.00	0	0.00	0	0.00	0	0.00	0	0.00	0	0.00
Discounted	0	9.00	0	0.00	0	0.00	0	0.00	0	0.00	9	0.00
Coupons Sales 10%	0	9.00	9	0.00	0	0.00	9	0.00	0	0.00	0	0.00
Discounted	0	9.00	9	0.00	0	0.00	0	0.00	0	0.00	0	0.00
Coupons Sales 20%	9	0.00	0	0.00	0	0.00	0	9.00	0	0.00	0	0.00
Daily Pass Sale	9	9.00	0	0.00	0	9.00	0	0.00	0	0.00	0	0.00
Local Pass Sales	0	9.00	0	9.00	0	0.00	0	9.00	9	0.00	0	0.00
Return Pass Sale	0	9.00	0	9.00	0	0.00	0	9.00	9	0.00	0	0.00

Transaction Type	Car/Bus Count	Total Car/Bus Amount (Rs.)	Bus Count	Total Bus Amount (Rs.)	Truck Count	Total Truck Amount (Rs.)	LCV Count	Total LCV Amount (Rs.)	MAV (Multi Axle Vehicle) Count	Total MAV (Multi Axle Vehicle) Amount (Rs.)	3 Axle Count	Total 3 Axle Amount (Rs.)
Exempt	298	43	14	97	55	9	0	0	0	0	0	0
Extr Toll	515	12	84	114	143	38	0	0	0	0	0	0
Pass Through NH4	113	27	210	492	2557	63	0	0	0	0	0	0
Pass Through YCEW	342	710	7	38	2	2	0	0	0	0	0	0
Card Punch	0	0	0	0	0	0	0	0	0	0	0	0
Tag Punch	2	5	2	2	1	2	0	0	0	0	0	0
Violation	242	878	70	19	319	55	13	0	0	0	0	0

Transaction Type	Car/Bus Count	Total Car/Bus Amount (Rs.)	Bus Count	Total Bus Amount (Rs.)	Truck Count	Total Truck Amount (Rs.)	LCV Count	Total LCV Amount (Rs.)	MAV (Multi Axle Vehicle) Count	Total MAV (Multi Axle Vehicle) Amount (Rs.)	3 Axle Count	Total 3 Axle Amount (Rs.)
Tollable Traffic	2818	134	132	510	39	22	0	0	0	0	0	0
Non-Tollable Traffic	1519	1882	387	990	3077	158	13	0	0	0	0	0
Total Traffic Count	4337	1810	519	1470	3116	100	13	0	0	0	0	0



Annexure 8 - Daily Tollable Traffic Count and Revenue Entry Details												Annexure 8 - Daily Tollable Traffic Count and Revenue Entry Details	
Date	6-Nov-16												
Section Name	8												
Bank Name where cash depositing	IDBI BANK												
Bank Account Number	0180102000014049												
Collection Depositing Date	7-Nov-16												
Direction	Shedung to Kalamboi												
Transaction Type	Car/Jeep Count	Total Car/Jeep Amount (In Rs.)	Bus Count	Total Bus Amount (In Rs.)	Truck Count	Total Truck Amount (In Rs.)	LCV Count	Total LCV Amount (In Rs.)	MAV (Multi Axle Vehicle) Count	Total MAV (Multi Axle Vehicle) Amount (In Rs.)	3 Axle Count	Total 3 Axle Amount (In Rs.)	
1	2	3	4	5	6	7	8	9	10	11	12	13	
Single Journey	1661	58135.00	32	2528.00	120	9480.00	513	22618.00	217	58150.00	83	11122.00	
Monthly Pass Sales	0	0.00	0	0.00	8	0.00	0	0.00	0	0.00	0	0.00	
Discounted Coupons Sales 10%	0	0.00	0	0.00	0	0.00	8	0.00	0	0.00	0	0.00	
Discounted Coupons Sales 20%	0	0.00	8	0.00	0	0.00	0	0.00	0	0.00	0	0.00	
Daily Pass Sale	0	0.00	8	0.00	8	0.00	0	0.00	0	0.00	0	0.00	
Local Pass Sales	8	0.00	0	0.00	0	0.00	0	0.00	0	0.00	0	0.00	
Return Pass Sale	0	0.00	0	0.00	8	0.00	0	0.00	0	0.00	0	0.00	
Direction	Kalamboi to Shedung												
Transaction Type	Car/Jeep Count	Total Car/Jeep Amount (In Rs.)	Bus Count	Total Bus Amount (In Rs.)	Truck Count	Total Truck Amount (In Rs.)	LCV Count	Total LCV Amount (In Rs.)	MAV (Multi Axle Vehicle) Count	Total MAV (Multi Axle Vehicle) Amount (In Rs.)	3 Axle Count	Total 3 Axle Amount (In Rs.)	
1	2	3	4	5	6	7	8	9	10	11	12	13	
Single Journey	1407	48280.00	87	5293.00	116	9184.00	498	21858.00	334	58625.00	68	9248.00	
Monthly Pass Sales	0	0.00	0	0.00	0	0.00	9	0.00	0	0.00	8	0.00	
Discounted Coupons Sales 10%	0	0.00	0	0.00	0	0.00	0	0.00	0	0.00	0	0.00	
Discounted Coupons Sales 20%	0	0.00	0	0.00	0	0.00	9	0.00	0	0.00	0	0.00	
Daily Pass Sale	0	0.00	9	0.00	0	0.00	0	0.00	0	0.00	9	0.00	
Local Pass Sales	8	0.00	8	0.00	0	0.00	8	0.00	0	0.00	8	0.00	
Return Pass Sale	0	0.00	0	0.00	0	0.00	0	0.00	0	0.00	0	0.00	

Total Non-Tollable Traffic Count Entry Details							
Transaction Type	Car/Jeep Count	Bus Count	Truck Count	LCV Count	Multi Axle Vehicle Count	3 Axle Count	AVCX
1	2	3	4	5	6	7	8
Exempt	1523	14	21	202	10	31	0
Exit Toll	0	0	0	0	0	0	0
Pass Through NH4	488	4	96	351	683	198	0
Pass Through YCEW	8	0	0	0	8	0	0
Card Punch	0	0	0	0	0	0	0
Tag Punch	3	0	0	2	5	0	0
Violation	91	0	2	9	7	3	32

Total Traffic Count Entry Details							
Transaction Type	Car/Jeep Count	Bus Count	Truck Count	LCV Count	Multi Axle Vehicle Count	3 Axle Count	AVCX
1	2	3	4	5	6	7	8
Tollable Traffic	3068	99	238	1009	551	131	0
Non-Tollable Traffic	2085	16	113	564	705	238	32
Total Traffic Count	5153	117	355	1573	1258	381	32



*Handwritten signature*

Talegaon YCEW

Annexure 8 - Daily Tollable Traffic Count and Revenue Entry Details

Date	6-Nov-16
Section Name	0
Bank Name where cash depositing	BANK OF INDIA
Bank Account Number	060220110000001
Collection Date	7-Nov-16

Direction Talegaon To Mumbai												
Transaction Type	Car/Jeeep Count	Total Car/Jeeep Amount (In Rs.)	Bus Count	Total Bus Amount (In Rs.)	Truck Count	Total Truck Amount (In Rs.)	LCV Count	Total LCV Amount (In Rs.)	MAV(Multi Axle Vehicle) Count	Total MAV (Multi Axle Vehicle) Amount (In Rs.)	3 Axle Count	Total 3 Axle Amount (In Rs.)
1	2	3	4	5	6	7	8	9	10	11	12	13
Single Journey	25676	4968027.00	1766	1034283.00	1078	408849.00	2187	654426.00	525	699435.00	815	629442.00
Monthly Pass Sales	0	0.00	0	0.00	0	0.00	0	0.00	0	0.00	0	0.00
Discounted Coupons Sales 10%	0	8.00	0	0.00	0	0.00	0	0.00	0	0.00	0	0.00
Discounted Coupons Sales 20%	0	8.00	0	0.00	0	0.00	0	0.00	0	0.00	0	0.00
Daily Pass Sale	0	0.00	0	0.00	0	0.00	0	0.00	0	0.00	0	0.00
Local Pass Sales	0	0.00	0	0.00	0	0.00	0	0.00	0	0.00	0	0.00
Return Pass Sale	0	0.00	0	0.00	0	0.00	0	0.00	0	0.00	0	0.00


Direction Talegaon To Khalspur Connector												
Transaction Type	Car/Jeeep Count	Total Car/Jeeep Amount (In Rs.)	Bus Count	Total Bus Amount (In Rs.)	Truck Count	Total Truck Amount (In Rs.)	LCV Count	Total LCV Amount (In Rs.)	MAV(Multi Axle Vehicle) Count	Total MAV (Multi Axle Vehicle) Amount (In Rs.)	3 Axle Count	Total 3 Axle Amount (In Rs.)
1	2	3	4	5	6	7	8	9	10	11	12	13
Single Journey	475	69350.00	10	4280.00	13	5652.00	44	9900.00	31	30628.00	23	17088.00
Monthly Pass Sales	0	0.00	0	0.00	0	0.00	0	8.00	0	0.00	0	0.00
Discounted Coupons Sales 10%	0	0.00	0	0.00	0	0.00	0	0.00	0	0.00	0	0.00
Discounted Coupons Sales 20%	0	0.00	0	0.00	0	0.00	0	0.00	0	0.00	0	0.00
Daily Pass Sale	0	0.00	0	0.00	0	0.00	0	0.00	0	0.00	0	0.00
Local Pass Sales	0	0.00	0	0.00	0	0.00	0	0.00	0	0.00	0	0.00
Return Pass Sale	0	0.00	0	0.00	0	0.00	0	0.00	0	0.00	0	0.00

Direction Talegaon To Kusaon												
Transaction Type	Car/Jeeep Count	Total Car/Jeeep Amount (In Rs.)	Bus Count	Total Bus Amount (In Rs.)	Truck Count	Total Truck Amount (In Rs.)	LCV Count	Total LCV Amount (In Rs.)	MAV(Multi Axle Vehicle) Count	Total MAV (Multi Axle Vehicle) Amount (In Rs.)	3 Axle Count	Total 3 Axle Amount (In Rs.)
1	2	3	4	5	6	7	8	9	10	11	12	13
Single Journey	2184	255528.00	72	24896.00	68	17319.00	194	35100.00	37	29230.00	46	28512.00
Monthly Pass Sales	0	0.00	0	0.00	0	0.00	0	8.00	0	0.00	0	0.00
Discounted Coupons Sales 10%	0	0.00	0	0.00	0	0.00	0	0.00	0	0.00	0	0.00
Discounted Coupons Sales 20%	0	0.00	0	0.00	0	0.00	0	0.00	0	0.00	0	0.00
Daily Pass Sale	0	0.00	0	0.00	0	0.00	0	0.00	0	0.00	0	0.00
Local Pass Sales	0	0.00	0	0.00	0	8.00	0	0.00	0	0.00	0	0.00
Return Pass Sale	0	8.00	0	0.00	0	0.00	0	0.00	0	0.00	0	0.00

Direction Kusaon To Pune												
Transaction Type	Car/Jeeep Count	Total Car/Jeeep Amount (In Rs.)	Bus Count	Total Bus Amount (In Rs.)	Truck Count	Total Truck Amount (In Rs.)	LCV Count	Total LCV Amount (In Rs.)	MAV(Multi Axle Vehicle) Count	Total MAV (Multi Axle Vehicle) Amount (In Rs.)	3 Axle Count	Total 3 Axle Amount (In Rs.)
1	2	3	4	5	6	7	8	9	10	11	12	13
Single Journey	2255	265278.00	83	34878.00	32	11041.00	135	25200.00	6	16296.00	10	11484.00
Monthly Pass Sales	0	0.00	0	8.00	0	0.00	0	0.00	0	0.00	0	0.00
Discounted Coupons Sales 10%	0	0.00	0	0.00	0	8.00	0	0.00	0	0.00	0	0.00
Discounted Coupons Sales 20%	0	0.00	0	0.00	0	0.00	0	0.00	0	0.00	0	0.00
Daily Pass Sale	0	0.00	0	0.00	0	0.00	0	0.00	0	0.00	0	0.00
Local Pass Sales	0	0.00	0	0.00	0	0.00	0	0.00	0	8.00	0	0.00
Return Pass Sale	0	0.00	0	0.00	0	0.00	0	8.00	0	8.00	0	0.00

Total Non-Tollable Traffic Count Entry Details							
Transaction Type	Car/Jeeep Count	Bus Count	Truck Count	LCV Count	Multi Axle Vehicle Count	3 Axle Count	AVCX
1	2	3	4	5	6	7	8
Exempt	2222	13	6	153	54	3	0
Exit Toll	4932	990	399	874	488	281	8
Pass Through NH4	8	0	8	0	8	0	0
4Ase Through YCEW	0	0	0	0	0	8	0
Card Punch	18	0	0	3	0	8	0
Tag Punch	45	85	28	17	73	46	0
Violation	2646	7	6	47	10	5	57

Total Traffic Count Entry Details							
Transaction Type	Car/Jeeep Count	Bus Count	Truck Count	LCV Count	Multi Axle Vehicle Count	3 Axle Count	AVCX
1	2	3	4	5	6	7	8
Tollable Traffic	30530	1951	1196	2560	001	694	0
Non - Tollable Traffic	9863	1065	441	1094	635	335	57
Total Traffic Count	40453	3046	1637	3654	1236	1029	57





Annexure 6 - Daily Tollable Traffic Count and Revenue Entry Details

Annexure 8 - Daily Tollable Traffic Count and Revenue Entry Details

Date		7-Nov-18										
Section Name		0										
Bank Name where cash depositing		ICICI BANK										
Bank Account Number		18910200014049										
Collection Date		8-Nov-18										
Direction		Mumbai To Pune										
Transaction Type	Car/Jeep Count	Total Car/Jeep Amount (Rs.)	Bus Count	Total Bus Amount (Rs.)	Truck Count	Total Truck Amount (Rs.)	LCV Count	Total LCV Amount (Rs.)	MAV/Small Auto Vehicle Count	Total MAV (Small Auto Vehicle) Amount (Rs.)	3 Axle Count	Total 3 Axle Amount (Rs.)
1	2	3	4	5	6	7	8	9	10	11	12	13
Single Journey	15419	2618490.00	1377	788620.00	1036	431785.00	1949	588780.00	578	774658.00	499	496168.00
Monthly Pass Sales	0	0	0	0	0	0	0	0	0	0	0	0
Discounted Coupons Sales 10%	0	0	0	0	0	0	0	0	0	0	0	0
Discounted Coupons Sales 20%	0	0	0	0	0	0	0	0	0	0	0	0
Daily Pass Sales	0	0	0	0	0	0	0	0	0	0	0	0
Local Pass Sales	0	0	0	0	0	0	0	0	0	0	0	0
Return Pass Sales	0	0	0	0	0	0	0	0	0	0	0	0
Direction		Mumbai To Kurlapur										
Transaction Type	Car/Jeep Count	Total Car/Jeep Amount (Rs.)	Bus Count	Total Bus Amount (Rs.)	Truck Count	Total Truck Amount (Rs.)	LCV Count	Total LCV Amount (Rs.)	MAV/Small Auto Vehicle Count	Total MAV (Small Auto Vehicle) Amount (Rs.)	3 Axle Count	Total 3 Axle Amount (Rs.)
1	2	3	4	5	6	7	8	9	10	11	12	13
Single Journey	3409	398852.00	52	1736.00	220	65220.00	874	85320.00	47	37126.00	51	30284.00
Monthly Pass Sales	0	0	0	0	0	0	0	0	0	0	0	0
Discounted Coupons Sales 10%	0	0	0	0	0	0	0	0	0	0	0	0
Discounted Coupons Sales 20%	0	0	0	0	0	0	0	0	0	0	0	0
Daily Pass Sales	0	0	0	0	0	0	0	0	0	0	0	0
Local Pass Sales	0	0	0	0	0	0	0	0	0	0	0	0
Return Pass Sales	0	0	0	0	0	0	0	0	0	0	0	0
Direction		Kurlapur Connector To Kurlapur										
Transaction Type	Car/Jeep Count	Total Car/Jeep Amount (Rs.)	Bus Count	Total Bus Amount (Rs.)	Truck Count	Total Truck Amount (Rs.)	LCV Count	Total LCV Amount (Rs.)	MAV/Small Auto Vehicle Count	Total MAV (Small Auto Vehicle) Amount (Rs.)	3 Axle Count	Total 3 Axle Amount (Rs.)
1	2	3	4	5	6	7	8	9	10	11	12	13
Single Journey	80	7840.00	8	1718.00	17	3663.00	35	5290.00	128	85011.00	50	24792.00
Monthly Pass Sales	0	0	0	0	0	0	0	0	0	0	0	0
Discounted Coupons Sales 10%	0	0	0	0	0	0	0	0	0	0	0	0
Discounted Coupons Sales 20%	0	0	0	0	0	0	0	0	0	0	0	0
Daily Pass Sales	0	0	0	0	0	0	0	0	0	0	0	0
Local Pass Sales	0	0	0	0	0	0	0	0	0	0	0	0
Return Pass Sales	0	0	0	0	0	0	0	0	0	0	0	0
Direction		Kurlapur Connector To Pune										
Transaction Type	Car/Jeep Count	Total Car/Jeep Amount (Rs.)	Bus Count	Total Bus Amount (Rs.)	Truck Count	Total Truck Amount (Rs.)	LCV Count	Total LCV Amount (Rs.)	MAV/Small Auto Vehicle Count	Total MAV (Small Auto Vehicle) Amount (Rs.)	3 Axle Count	Total 3 Axle Amount (Rs.)
1	2	3	4	5	6	7	8	9	10	11	12	13
Single Journey	827	78842.00	37	15838.00	72	22808.00	128	28900.00	150	149518.00	122	30848.00
Monthly Pass Sales	0	0	0	0	0	0	0	0	0	0	0	0
Discounted Coupons Sales 10%	0	0	0	0	0	0	0	0	0	0	0	0
Discounted Coupons Sales 20%	0	0	0	0	0	0	0	0	0	0	0	0
Daily Pass Sales	0	0	0	0	0	0	0	0	0	0	0	0
Local Pass Sales	0	0	0	0	0	0	0	0	0	0	0	0
Return Pass Sales	0	0	0	0	0	0	0	0	0	0	0	0
Direction		Kurlapur To Mumbai										
Transaction Type	Car/Jeep Count	Total Car/Jeep Amount (Rs.)	Bus Count	Total Bus Amount (Rs.)	Truck Count	Total Truck Amount (Rs.)	LCV Count	Total LCV Amount (Rs.)	MAV/Small Auto Vehicle Count	Total MAV (Small Auto Vehicle) Amount (Rs.)	3 Axle Count	Total 3 Axle Amount (Rs.)
1	2	3	4	5	6	7	8	9	10	11	12	13
Single Journey	3660	430650.00	117	60080.00	55	15382.00	238	47790.00	29	44383.00	17	25638.00
Monthly Pass Sales	0	0	0	0	0	0	0	0	0	0	0	0
Discounted Coupons Sales 10%	0	0	0	0	0	0	0	0	0	0	0	0
Discounted Coupons Sales 20%	0	0	0	0	0	0	0	0	0	0	0	0
Daily Pass Sales	0	0	0	0	0	0	0	0	0	0	0	0
Local Pass Sales	0	0	0	0	0	0	0	0	0	0	0	0
Return Pass Sales	0	0	0	0	0	0	0	0	0	0	0	0
Direction		Kurlapur To Kurlapur Connector										
Transaction Type	Car/Jeep Count	Total Car/Jeep Amount (Rs.)	Bus Count	Total Bus Amount (Rs.)	Truck Count	Total Truck Amount (Rs.)	LCV Count	Total LCV Amount (Rs.)	MAV/Small Auto Vehicle Count	Total MAV (Small Auto Vehicle) Amount (Rs.)	3 Axle Count	Total 3 Axle Amount (Rs.)
1	2	3	4	5	6	7	8	9	10	11	12	13
Single Journey	91	8918.00	5	1430.00	2	018.00	7	1050.00	9	1977.00	6	2473.00
Monthly Pass Sales	0	0	0	0	0	0	0	0	0	0	0	0
Discounted Coupons Sales 10%	0	0	0	0	0	0	0	0	0	0	0	0
Discounted Coupons Sales 20%	0	0	0	0	0	0	0	0	0	0	0	0
Daily Pass Sales	0	0	0	0	0	0	0	0	0	0	0	0
Local Pass Sales	0	0	0	0	0	0	0	0	0	0	0	0
Return Pass Sales	0	0	0	0	0	0	0	0	0	0	0	0

Khalapur YKAW

Total Non-Tollable Traffic Count Entry Details

Transaction Type	Car/Jeep Count	Bus Count	Truck Count	LCV Count	3 Axle Vehicle Count	4 Axle Count	AVCC
1	2	3	4	5	6	7	8
Exempt	3673	39	48	187	24	26	0
Exit Toll	12933	1435	1116	2183	483	580	6
Pass Through NH	21	9	158	289	243	100	6
Pass Through YCERV	0	0	6	0	6	0	0
Card Punch	79	2	6	11	0	0	6
Tag Punch	43	00	23	24	91	49	6
Violation	1503	17	27	73	14	51	76

Total Traffic Count Entry Details

Transaction Type	Car/Jeep Count	Bus Count	Truck Count	LCV Count	3 Axle Vehicle Count	4 Axle Count	AVCC
1	2	3	4	5	6	7	8
Tollable Traffic	21100	1594	1396	2881	939	744	0
Non-Tollable Traffic	76342	1594	1388	2727	3083	788	76
Total Traffic Count	99528	3100	2784	5678	4016	1532	76




KUSGON VCPAD

Annexure 8 - Daily Tollable Traffic Count and Revenue Entry Details											Annexure 8 - Daily Tollable Traffic Count and Revenue Entry Details			
Date	7-Nov-18													
Section Name	9													
Bank Name where cash depositing	BANK OF INDIA													
Bank Account Number	09022011000001													
Collection Date	8-Nov-18													
Direction	Kusgon To Kalamboi													
Transaction Type	Car/Jeep Count	Total Car/Jeep Amount (In Rs.)	Bus Count	Total Bus Amount (In Rs.)	Truck Count	Total Truck Amount (In Rs.)	LCV Count	Total LCV Amount (In Rs.)	MAV(Multi-Axe Vehicle) Count	Total MAV (Multi-Axe Vehicle) Amount (In Rs.)	3-Axe Count	Total 3-Axe Amount (In Rs.)		
1	2	3	4	5	6	7	8	9	10	11	12	13		
Single Journey	514	95434.00	24	8232.00	135	39114.00	353	64290.00	28	23569.00	26	16434.00		
Monthly Pass Sales	8	0.00	8	0.00	0	0.00	8	0.00	0	0.00	0	0.00		
Discounted Coupons Sales 10%	0	0.00	0	0.00	0	0.00	0	0.00	0	0.00	0	0.00		
Discounted Coupons Sales 20%	0	0.00	0	0.00	0	0.00	0	0.00	0	0.00	0	0.00		
Daily Pass Sale	0	0.00	0	0.00	0	0.00	0	0.00	0	0.00	0	0.00		
Local Pass Sales	0	0.00	0	0.00	0	0.00	0	0.00	0	0.00	0	0.00		
Return Pass Sale	0	0.00	0	0.00	0	0.00	0	0.00	0	0.00	0	0.00		
Direction	Kusgon To Khatapur Connector													
Transaction Type	Car/Jeep Count	Total Car/Jeep Amount (In Rs.)	Bus Count	Total Bus Amount (In Rs.)	Truck Count	Total Truck Amount (In Rs.)	LCV Count	Total LCV Amount (In Rs.)	MAV(Multi-Axe Vehicle) Count	Total MAV (Multi-Axe Vehicle) Amount (In Rs.)	3-Axe Count	Total 3-Axe Amount (In Rs.)		
1	2	3	4	5	6	7	8	9	10	11	12	13		
Single Journey	27	2646.00	5	1430.00	0	0.00	8	900.00	5	3295.00	2	990.00		
Monthly Pass Sales	8	0.00	0	0.00	0	0.00	0	0.00	0	0.00	0	0.00		
Discounted Coupons Sales 10%	0	0.00	0	0.00	0	0.00	0	0.00	0	0.00	0	0.00		
Discounted Coupons Sales 20%	0	0.00	0	0.00	0	0.00	0	0.00	0	0.00	0	0.00		
Daily Pass Sale	0	0.00	0	0.00	0	0.00	0	0.00	0	0.00	0	0.00		
Local Pass Sales	0	0.00	0	0.00	0	0.00	0	0.00	0	0.00	0	0.00		
Return Pass Sale	0	0.00	0	0.00	0	0.00	0	0.00	0	0.00	0	0.00		
Direction	Khopoli To Kusgon													
Transaction Type	Car/Jeep Count	Total Car/Jeep Amount (In Rs.)	Bus Count	Total Bus Amount (In Rs.)	Truck Count	Total Truck Amount (In Rs.)	LCV Count	Total LCV Amount (In Rs.)	MAV(Multi-Axe Vehicle) Count	Total MAV (Multi-Axe Vehicle) Amount (In Rs.)	3-Axe Count	Total 3-Axe Amount (In Rs.)		
1	2	3	4	5	6	7	8	9	10	11	12	13		
Single Journey	35	3430.00	8	0.00	0	0.00	8	0.00	0	0.00	8	0.00		
Monthly Pass Sales	8	0.00	8	0.00	0	0.00	0	0.00	0	0.00	0	0.00		
Discounted Coupons Sales 10%	0	0.00	0	0.00	0	0.00	0	0.00	0	0.00	0	0.00		
Discounted Coupons Sales 20%	0	0.00	0	0.00	0	0.00	0	0.00	0	0.00	0	0.00		
Daily Pass Sale	0	0.00	0	0.00	0	0.00	0	0.00	0	0.00	0	0.00		
Local Pass Sales	0	0.00	0	0.00	0	0.00	0	0.00	0	0.00	0	0.00		
Return Pass Sale	0	0.00	0	0.00	0	0.00	0	0.00	0	0.00	0	0.00		
Direction	Kusgon to Khopoli exit													
Transaction Type	Car/Jeep Count	Total Car/Jeep Amount (In Rs.)	Bus Count	Total Bus Amount (In Rs.)	Truck Count	Total Truck Amount (In Rs.)	LCV Count	Total LCV Amount (In Rs.)	MAV(Multi-Axe Vehicle) Count	Total MAV (Multi-Axe Vehicle) Amount (In Rs.)	3-Axe Count	Total 3-Axe Amount (In Rs.)		
1	2	3	4	5	6	7	8	9	10	11	12	13		
Single Journey	0	0.00	0	0.00	8	542.00	17	918.00	18	2290.00	0	0.00		
Monthly Pass Sales	0	0.00	0	0.00	0	0.00	0	0.00	0	0.00	0	0.00		
Discounted Coupons Sales 10%	0	0.00	0	0.00	0	0.00	0	0.00	0	0.00	0	0.00		
Discounted Coupons Sales 20%	0	0.00	0	0.00	0	0.00	0	0.00	0	0.00	0	0.00		
Daily Pass Sale	0	0.00	0	0.00	0	0.00	0	0.00	0	0.00	0	0.00		
Local Pass Sales	0	0.00	0	0.00	0	0.00	0	0.00	0	0.00	0	0.00		
Return Pass Sale	0	0.00	0	0.00	0	0.00	0	0.00	0	0.00	0	0.00		

Total Non-Tollable Traffic Count Entry Details							
Transaction Type	Car/Jeep Count	Bus Count	Truck Count	LCV Count	Multi-Axe Vehicle Count	3-Axe Count	AVCX
1	2	3	4	5	6	7	8
Exempt	178	15	10	80	14	3	0
Exit Toll	342	8	168	204	144	71	0
Pass Through NH4	88	28	339	1066	3736	99	0
Pass Through YCEM	223	785	7	28	3	4	0
Card Punch	8	0	0	0	8	8	0
Tag Punch	1	7	0	2	3	0	0
Violation	9	42	16	1	21	8	0

Total Traffic Count Entry Details							
Transaction Type	Car/Jeep Count	Bus Count	Truck Count	LCV Count	Multi-Axe Vehicle Count	3-Axe Count	AVCX
1	2	3	4	5	6	7	8
Tollable Traffic	976	28	191	370	44	26	0
Non-Tollable Traffic	841	885	542	1388	3921	175	0
Total Traffic Count	1717	913	733	1758	3965	201	0



Shedurs yflow

Annexure 2 - Daily Tollable Traffic Count and Revenue Entry Details												Annexure 3 - Daily Tollable Traffic Count and Revenue Entry Details	
Date	T-Nov-19												
Section Name	0												
Bank Name where cash depositing	IDBI BANK												
Bank Account Number	0189102000014049												
Collection Depositing Date	8-Nov-19												
Direction	Shedurg to Kalamboli												
Transaction Type	Car/Jeep Count	Total Car/Jeep Amount (in Rs.)	Bus Count	Total Bus Amount (in Rs.)	Truck Count	Total Truck Amount (in Rs.)	LCV Count	Total LCV Amount (in Rs.)	MAV(Multi Axle Vehicle) Count	Total MAV (Multi Axle Vehicle) Amount (in Rs.)	3 Axle Count	Total 3 Axle Amount (in Rs.)	
1	2	3	4	5	6	7	8	9	10	11	12	13	
Single Journey	867	30415.00	15	1185.86	189	14094.00	675	29788.86	287	51625.00	123	16750.00	
Monthly Pass Sales	0	0.00	0	0.00	0	0.00	0	0.00	0	0.00	0	0.00	
Discounted Coupons Sales 10%	0	0.00	0	0.00	0	0.00	0	0.00	0	0.00	0	0.00	
Discounted Coupons Sales 20%	0	0.00	0	0.00	0	0.00	0	0.00	0	0.00	0	0.00	
Daily Pass Sale	0	0.00	0	0.00	0	0.00	0	0.00	0	0.00	0	0.00	
Local Pass Sales	0	0.00	0	0.00	0	0.00	0	0.00	0	0.00	0	0.00	
Return Pass Sale	0	0.00	0	0.00	0	0.00	0	0.00	0	0.00	0	0.00	
Direction	Kalamboli to Shedurg												
Transaction Type	Car/Jeep Count	Total Car/Jeep Amount (in Rs.)	Bus Count	Total Bus Amount (in Rs.)	Truck Count	Total Truck Amount (in Rs.)	LCV Count	Total LCV Amount (in Rs.)	MAV(Multi Axle Vehicle) Count	Total MAV (Multi Axle Vehicle) Amount (in Rs.)	3 Axle Count	Total 3 Axle Amount (in Rs.)	
1	2	3	4	5	6	7	8	9	10	11	12	13	
Single Journey	1060	38290.00	76	6004.00	189	15010.00	849	37400.00	447	78575.00	158	21308.00	
Monthly Pass Sales	0	0.00	0	0.00	0	0.00	0	0.00	0	0.00	0	0.00	
Discounted Coupons Sales 10%	0	0.00	0	0.00	0	0.00	0	0.00	0	0.00	0	0.00	
Discounted Coupons Sales 20%	0	0.00	0	0.00	0	0.00	0	0.00	0	0.00	0	0.00	
Daily Pass Sale	0	0.00	0	0.00	0	0.00	0	0.00	0	0.00	0	0.00	
Local Pass Sales	0	0.00	0	0.00	0	0.00	0	0.00	0	0.00	0	0.00	
Return Pass Sale	0	0.00	0	0.00	0	0.00	0	0.00	0	0.00	0	0.00	

Total Non-Tollable Traffic Count Entry Details							
Transaction Type	Car/Jeep Count	Bus Count	Truck Count	LCV Count	Multi Axle Vehicle Count	3 Axle Count	AVCX
1	2	3	4	5	6	7	8
Exempt	1734	35	24	308	17	86	0
Exit Toll	0	0	0	0	9	0	0
Pass Through NH4	356	9	173	588	743	252	0
Pass Through YCEW	0	0	0	9	0	9	0
Card Punch	1	0	9	9	9	0	9
Tag Punch	0	0	0	3	11	4	9
Violation	56	1	6	10	6	5	33

Total Traffic Count Entry Details							
Transaction Type	Car/Jeep Count	Bus Count	Truck Count	LCV Count	Multi Axle Vehicle Count	3 Axle Count	AVCX
1	2	3	4	5	6	7	8
Tollable Traffic	1960	91	378	1524	734	291	0
Non - Tollable Traffic	2155	45	203	867	777	329	33
Total Traffic Count	4115	136	579	2431	1511	610	33



*Rulkarni*

Talegaon YCEW

Annexure 8 - Daily Tollable Traffic Count and Revenue Entry Details												
Date	7-Nov-18											
Section Name	0											
Bank Name where cash depositing	BANK OF INDIA											
Bank Account Number	060220110000001											
Collection Depositing Date	8-Nov-18											
Direction	Talegaon To Mumbai											
Transaction Type	Car/Jeep Count	Total Car/Jeep Amount (In Rs.)	Bus Count	Total Bus Amount (In Rs.)	Truck Count	Total Truck Amount (In Rs.)	LCV Count	Total LCV Amount (In Rs.)	MAV(Multi Axle Vehicle) Count	Total MAV (Multi Axle Vehicle) Amount (In Rs.)	3 Axle Count	Total 3 Axle Amount (In Rs.)
1	2	3	4	5	6	7	8	9	10	11	12	13
Single Journey	14749	2853582.00	1428	830879.00	967	369058.00	1882	581360.00	446	604623.00	537	548330.00
Monthly Pass Sales	8	8.00	0	8.00	0	8.00	0	0.00	8	8.00	0	8.00
Discounted Coupons Sales 10%	8	0.00	0	8.00	8	8.00	8	8.00	8	0.00	8	0.00
Discounted Coupons Sales 20%	0	0.00	0	0.00	0	0.00	0	8.00	0	0.00	8	0.00
Daily Pass Sale	8	0.00	0	0.00	0	0.00	8	8.00	0	0.00	0	8.00
Local Pass Sales	8	8.88	8	0.00	0	8.00	0	0.00	0	0.00	0	0.00
Return Pass Sale	0	0.00	0	0.00	0	0.00	8	0.00	0	0.00	8	0.00
Direction	Talegaon To Khalapur Connector											
Transaction Type	Car/Jeep Count	Total Car/Jeep Amount (In Rs.)	Bus Count	Total Bus Amount (In Rs.)	Truck Count	Total Truck Amount (In Rs.)	LCV Count	Total LCV Amount (In Rs.)	MAV(Multi Axle Vehicle) Count	Total MAV (Multi Axle Vehicle) Amount (In Rs.)	3 Axle Count	Total 3 Axle Amount (In Rs.)
1	2	3	4	5	6	7	8	9	10	11	12	13
Single Journey	295	43070.00	4	1712.00	17	5338.00	42	9450.00	23	22724.00	26	19318.00
Monthly Pass Sales	8	8.00	8	8.00	0	0.00	0	0.00	8	0.00	0	8.00
Discounted Coupons Sales 10%	0	8.00	0	8.00	0	0.00	0	8.00	0	0.00	8	0.00
Discounted Coupons Sales 20%	0	8.00	8	0.00	0	8.00	0	0.00	8	0.00	8	8.00
Daily Pass Sale	0	8.00	0	0.00	8	0.00	0	0.00	8	0.00	8	0.00
Local Pass Sales	0	0.00	8	0.00	0	0.00	8	0.00	0	0.00	8	0.00
Return Pass Sale	0	0.00	0	0.00	0	0.00	0	8.00	0	0.00	0	0.00
Direction	Talegaon To Kusaon											
Transaction Type	Car/Jeep Count	Total Car/Jeep Amount (In Rs.)	Bus Count	Total Bus Amount (In Rs.)	Truck Count	Total Truck Amount (In Rs.)	LCV Count	Total LCV Amount (In Rs.)	MAV(Multi Axle Vehicle) Count	Total MAV (Multi Axle Vehicle) Amount (In Rs.)	3 Axle Count	Total 3 Axle Amount (In Rs.)
1	2	3	4	5	6	7	8	9	10	11	12	13
Single Journey	1248	145782.00	51	17493.00	77	19829.00	180	32580.00	35	27650.00	80	49302.00
Monthly Pass Sales	0	0.00	0	0.00	0	0.00	0	0.00	8	0.00	0	0.00
Discounted Coupons Sales 10%	0	0.00	0	0.00	8	8.00	0	0.08	8	0.00	8	0.00
Discounted Coupons Sales 20%	0	0.00	0	8.00	8	8.00	0	0.00	0	0.00	0	0.00
Daily Pass Sale	0	0.00	8	0.00	8	0.00	0	8.00	0	0.00	0	0.00
Local Pass Sales	0	0.00	8	0.00	0	0.00	0	8.00	0	0.00	0	0.00
Return Pass Sale	0	8.00	0	0.00	0	0.00	8	8.00	0	8.00	0	0.00
Direction	Kusaon To Pune											
Transaction Type	Car/Jeep Count	Total Car/Jeep Amount (In Rs.)	Bus Count	Total Bus Amount (In Rs.)	Truck Count	Total Truck Amount (In Rs.)	LCV Count	Total LCV Amount (In Rs.)	MAV(Multi Axle Vehicle) Count	Total MAV (Multi Axle Vehicle) Amount (In Rs.)	3 Axle Count	Total 3 Axle Amount (In Rs.)
1	2	3	4	5	6	7	8	9	10	11	12	13
Single Journey	1458	173901.00	82	36999.00	57	16564.00	161	30960.00	12	32199.00	18	15038.00
Monthly Pass Sales	0	8.00	0	8.00	0	0.00	0	0.00	0	0.00	8	0.00
Discounted Coupons Sales 10%	0	0.00	0	0.00	8	0.00	8	0.00	0	0.00	0	0.00
Discounted Coupons Sales 20%	0	0.00	0	0.00	0	8.00	8	0.00	8	8.00	0	0.00
Daily Pass Sale	0	0.00	0	0.00	0	8.00	0	0.00	8	0.00	8	0.00
Local Pass Sales	0	0.00	0	0.00	0	8.00	0	0.00	0	0.00	0	8.00
Return Pass Sale	0	8.00	0	0.00	0	0.00	0	0.00	0	0.00	0	0.00

Total Non-Tollable Traffic Count Entry Details							
Transaction Type	Car/Jeep Count	Bus Count	Truck Count	LCV Count	Multi Axle Vehicle Count	3 Axle Count	AVCX
1	2	3	4	5	6	7	8
Exempt	2965	5	19	221	28	1	0
Exit Toll	8277	1354	1049	1827	672	592	0
Pass Through NH4	0	8	8	0	0	0	0
Pass Through YCEW	8	8	0	0	8	8	0
Card Punch	34	0	0	6	8	8	0
Tag Punch	62	103	25	28	107	57	8
Violation	547	18	4	14	2	1	23

Total Traffic Count Entry Details							
Transaction Type	Car/Jeep Count	Bus Count	Truck Count	LCV Count	Multi Axle Vehicle Count	3 Axle Count	AVCX
1	2	3	4	5	6	7	8
Tollable Traffic	17749	1585	1116	2265	518	661	0
Non-Tollable Traffic	11885	1472	1097	2094	509	651	23
Total Traffic Count	29633	3057	2213	4359	1027	1312	23



*Handwritten signature*

Annexure 2 - Daily Tollable Traffic Count and Revenue Entry Details												Annexure 3 - Daily Tollable Traffic Count and Revenue Entry Details											
Date: 8-Nov-18																							
Section Name: 6																							
Bank Name where Cash Depositing: IOBI BANK																							
Bank Account Number: 18910200014049																							
Collection Description Date: 11-Nov-18																							
Direction: Mumbai To Pune																							
Transaction Type	Car/Jeep Count	Total Car/Jeep Amount (Rs.)	Bus Count	Total Bus Amount (Rs.)	Truck Count	Total Truck Amount (Rs.)	LCV Count	Total LCV Amount (Rs.)	MAV/Other Adu Vehicle Count	Total MAV (Other Adu Vehicle) Amount (Rs.)	3 Adu Count	Total 3 Adu Amount (Rs.)											
Single Journey	11469	228263.80	1237	718569.00	6	1120	8	1943	585060.00	587	822889.80	677	589644.80										
Monthly Pass Sales	0	0	0	0	0	0	0	0	0	0	0	0	0										
Discounted Coupons Sales 10%	0	0	0	0	0	0	0	0	0	0	0	0	0										
Discounted Coupons Sales 20%	0	0	0	0	0	0	0	0	0	0	0	0	0										
Daily Pass Sales	0	0	0	0	0	0	0	0	0	0	0	0	0										
Local Pass Sales	0	0	0	0	0	0	0	0	0	0	0	0	0										
Return Pass Sales	0	0	0	0	0	0	0	0	0	0	0	0	0										
Direction: Mumbai To Kurlapur																							
Transaction Type	Car/Jeep Count	Total Car/Jeep Amount (Rs.)	Bus Count	Total Bus Amount (Rs.)	Truck Count	Total Truck Amount (Rs.)	LCV Count	Total LCV Amount (Rs.)	MAV/Other Adu Vehicle Count	Total MAV (Other Adu Vehicle) Amount (Rs.)	3 Adu Count	Total 3 Adu Amount (Rs.)											
Single Journey	3058	387786.80	56	18886.00	134	48894.00	482	86780.80	45	33550.80	53	31482.00											
Monthly Pass Sales	0	0	0	0	0	0	0	0	0	0	0	0											
Discounted Coupons Sales 10%	0	0	0	0	0	0	0	0	0	0	0	0											
Discounted Coupons Sales 20%	0	0	0	0	0	0	0	0	0	0	0	0											
Daily Pass Sales	0	0	0	0	0	0	0	0	0	0	0	0											
Local Pass Sales	0	0	0	0	0	0	0	0	0	0	0	0											
Return Pass Sales	0	0	0	0	0	0	0	0	0	0	0	0											
Direction: Kurlapur To Kurlapur																							
Transaction Type	Car/Jeep Count	Total Car/Jeep Amount (Rs.)	Bus Count	Total Bus Amount (Rs.)	Truck Count	Total Truck Amount (Rs.)	LCV Count	Total LCV Amount (Rs.)	MAV/Other Adu Vehicle Count	Total MAV (Other Adu Vehicle) Amount (Rs.)	3 Adu Count	Total 3 Adu Amount (Rs.)											
Single Journey	77	7489.80	2	672.00	15	3344.00	30	4500.00	155	102804.00	40	20236.00											
Monthly Pass Sales	0	0	0	0	0	0	0	0	0	0	0	0											
Discounted Coupons Sales 10%	0	0	0	0	0	0	0	0	0	0	0	0											
Discounted Coupons Sales 20%	0	0	0	0	0	0	0	0	0	0	0	0											
Daily Pass Sales	0	0	0	0	0	0	0	0	0	0	0	0											
Local Pass Sales	0	0	0	0	0	0	0	0	0	0	0	0											
Return Pass Sales	0	0	0	0	0	0	0	0	0	0	0	0											
Direction: Kurlapur To Pune																							
Transaction Type	Car/Jeep Count	Total Car/Jeep Amount (Rs.)	Bus Count	Total Bus Amount (Rs.)	Truck Count	Total Truck Amount (Rs.)	LCV Count	Total LCV Amount (Rs.)	MAV/Other Adu Vehicle Count	Total MAV (Other Adu Vehicle) Amount (Rs.)	3 Adu Count	Total 3 Adu Amount (Rs.)											
Single Journey	383	82688.80	25	10700.00	71	22394.00	77	17325.80	211	210445.00	131	97333.00											
Monthly Pass Sales	0	0	0	0	0	0	0	0	0	0	0	0											
Discounted Coupons Sales 10%	0	0	0	0	0	0	0	0	0	0	0	0											
Discounted Coupons Sales 20%	0	0	0	0	0	0	0	0	0	0	0	0											
Daily Pass Sales	0	0	0	0	0	0	0	0	0	0	0	0											
Local Pass Sales	0	0	0	0	0	0	0	0	0	0	0	0											
Return Pass Sales	0	0	0	0	0	0	0	0	0	0	0	0											
Direction: Kurlapur To Mumbai																							
Transaction Type	Car/Jeep Count	Total Car/Jeep Amount (Rs.)	Bus Count	Total Bus Amount (Rs.)	Truck Count	Total Truck Amount (Rs.)	LCV Count	Total LCV Amount (Rs.)	MAV/Other Adu Vehicle Count	Total MAV (Other Adu Vehicle) Amount (Rs.)	3 Adu Count	Total 3 Adu Amount (Rs.)											
Single Journey	3030	538005.00	129	53802.00	52	14840.00	276	52050.00	38	48385.80	19	21582.00											
Monthly Pass Sales	0	0	0	0	0	0	0	0	0	0	0	0											
Discounted Coupons Sales 10%	0	0	0	0	0	0	0	0	0	0	0	0											
Discounted Coupons Sales 20%	0	0	0	0	0	0	0	0	0	0	0	0											
Daily Pass Sales	0	0	0	0	0	0	0	0	0	0	0	0											
Local Pass Sales	0	0	0	0	0	0	0	0	0	0	0	0											
Return Pass Sales	0	0	0	0	0	0	0	0	0	0	0	0											
Direction: Kurlapur To Kurlapur Connector																							
Transaction Type	Car/Jeep Count	Total Car/Jeep Amount (Rs.)	Bus Count	Total Bus Amount (Rs.)	Truck Count	Total Truck Amount (Rs.)	LCV Count	Total LCV Amount (Rs.)	MAV/Other Adu Vehicle Count	Total MAV (Other Adu Vehicle) Amount (Rs.)	3 Adu Count	Total 3 Adu Amount (Rs.)											
Single Journey	36	3724.00	3	858.00	1	208.00	4	600.00	7	4815.00	4	1980.00											
Monthly Pass Sales	0	0	0	0	0	0	0	0	0	0	0	0											
Discounted Coupons Sales 10%	0	0	0	0	0	0	0	0	0	0	0	0											
Discounted Coupons Sales 20%	0	0	0	0	0	0	0	0	0	0	0	0											
Daily Pass Sales	0	0	0	0	0	0	0	0	0	0	0	0											
Local Pass Sales	0	0	0	0	0	0	0	0	0	0	0	0											
Return Pass Sales	0	0	0	0	0	0	0	0	0	0	0	0											

Klapur crew

Total Non-Tollable Traffic Count Entry Details							
Transaction Type	Car/Jeep Count	Bus Count	Truck Count	LCV/Other Adu Vehicle Count	3 Adu Count	AVCX	
1	2	3	4	5	6	7	8
Exempt	3411	36	36	107	121	16	3
Exit Toll	11184	1279	1093	2160	589	514	0
Pass Through NH4	17	3	169	252	2896	143	3
Pass Through YCEW	0	0	0	0	0	0	0
Card Punch	88	9	0	20	0	0	0
Tag Punch	87	158	25	38	112	34	0
Violation	771	28	82	169	37	77	105

Total Traffic Count Entry Details							
Transaction Type	Car/Jeep Count	Bus Count	Truck Count	LCV/Other Adu Vehicle Count	3 Adu Count	AVCX	
1	2	3	4	5	6	7	8
Tollable Traffic	18044	1451	1453	2512	1050	824	0
Non-Tollable Traffic	15308	1457	1405	2788	3655	980	105
Total Traffic Count	33352	2908	2858	5300	1888	1824	105



Kusgaon 40540

Annexure 8 - Daily Tollable Traffic Count and Revenue Entry Details		Annexure 8 - Daily Tollable Traffic Count and Revenue Entry Details	
Date	8-Nov-18		
Section Name	0		
Bank Name where cash depositing	BANK OF INDIA		
Bank Account Number	060220110000001		
Collection Date	11-Nov-18		

Transaction Type	Car/Jeep Count	Total Car/Jeep Amount (in Rs.)	Bus Count	Total Bus Amount (in Rs.)	Truck Count	Total Truck Amount (in Rs.)	LCV Count	Total LCV Amount (in Rs.)	MAV (Multi-Axe Vehicle) Count	Total MAV (Multi-Axe Vehicle) Amount (in Rs.)	5-Axe Count	Total 5-Axe Amount (in Rs.)
Direction	Kusgaon To Kalamboi											
Single Journey	1	655	21	7489.00	147	37106.00	349	62970.00	19	16326.00	25	14850.00
Monthly Pass Sales	0	0.00	0	8.00	0	0.00	0	0.00	0	0.00	0	0.00
Discounted Coupons Sales 10%	0	0.00	0	0.00	0	0.00	0	0.00	0	0.00	0	0.00
Discounted Coupons Sales 20%	0	0.00	0	0.00	0	0.00	0	0.00	0	0.00	0	0.00
Daily Pass Sale	0	0.00	0	0.00	0	0.00	0	0.00	0	0.00	0	0.00
Local Pass Sales	0	0.00	0	0.00	0	0.00	0	0.00	0	0.00	0	0.00
Return Pass Sale	0	0.00	0	0.00	0	0.00	0	0.00	0	0.00	0	0.00

Transaction Type	Car/Jeep Count	Total Car/Jeep Amount (in Rs.)	Bus Count	Total Bus Amount (in Rs.)	Truck Count	Total Truck Amount (in Rs.)	LCV Count	Total LCV Amount (in Rs.)	MAV (Multi-Axe Vehicle) Count	Total MAV (Multi-Axe Vehicle) Amount (in Rs.)	5-Axe Count	Total 5-Axe Amount (in Rs.)
Direction	Kusgaon To Khalapur Connector											
Single Journey	42	4118.00	2	572.00	8	627.00	8	1200.00	8	5272.00	3	1485.00
Monthly Pass Sales	0	0.00	0	0.00	0	8.00	0	0.00	0	0.00	0	0.00
Discounted Coupons Sales 10%	0	0.00	0	0.00	0	0.00	0	0.00	0	0.00	0	0.00
Discounted Coupons Sales 20%	0	0.00	0	0.00	0	0.00	0	0.00	0	0.00	0	0.00
Daily Pass Sale	0	0.00	0	0.00	0	8.00	0	8.00	0	8.00	0	0.00
Local Pass Sales	0	0.00	0	0.00	0	0.00	0	0.00	0	0.00	0	0.00
Return Pass Sale	0	0.00	0	0.00	0	0.00	0	0.00	0	0.00	0	0.00

Transaction Type	Car/Jeep Count	Total Car/Jeep Amount (in Rs.)	Bus Count	Total Bus Amount (in Rs.)	Truck Count	Total Truck Amount (in Rs.)	LCV Count	Total LCV Amount (in Rs.)	MAV (Multi-Axe Vehicle) Count	Total MAV (Multi-Axe Vehicle) Amount (in Rs.)	5-Axe Count	Total 5-Axe Amount (in Rs.)
Direction	Kusgaon To Khopoli exit											
Single Journey	45	4410.00	0	0.00	0	0.00	0	0.00	0	0.00	0	0.00
Monthly Pass Sales	0	0.00	0	8.00	0	0.00	0	0.00	0	0.00	0	0.00
Discounted Coupons Sales 10%	0	0.00	0	0.00	0	0.00	0	0.00	0	0.00	0	0.00
Discounted Coupons Sales 20%	0	0.00	0	0.00	0	0.00	0	0.00	0	0.00	0	0.00
Daily Pass Sale	0	8.00	0	0.00	0	0.00	0	0.00	0	0.00	0	0.00
Local Pass Sales	0	0.00	0	0.00	0	0.00	0	0.00	0	0.00	0	0.00
Return Pass Sale	0	0.00	0	8.00	0	8.00	0	8.00	0	8.00	0	8.00

Transaction Type	Car/Jeep Count	Total Car/Jeep Amount (in Rs.)	Bus Count	Total Bus Amount (in Rs.)	Truck Count	Total Truck Amount (in Rs.)	LCV Count	Total LCV Amount (in Rs.)	MAV (Multi-Axe Vehicle) Count	Total MAV (Multi-Axe Vehicle) Amount (in Rs.)	5-Axe Count	Total 5-Axe Amount (in Rs.)
Direction	Kusgaon To Khopoli exit											
Single Journey	0	0.00	0	0.00	10	1070.00	18	1028.00	15	4351.00	0	0.00
Monthly Pass Sales	0	0.00	0	0.00	0	0.00	0	0.00	0	0.00	0	0.00
Discounted Coupons Sales 10%	0	0.00	0	0.00	0	0.00	0	0.00	0	0.00	0	0.00
Discounted Coupons Sales 20%	0	0.00	0	0.88	0	0.00	0	0.00	0	0.88	0	8.00
Daily Pass Sale	0	0.00	0	8.00	0	0.00	0	0.00	0	8.00	0	0.00
Local Pass Sales	0	0.00	0	0.00	0	0.00	0	0.00	0	0.00	0	0.00
Return Pass Sale	0	0.00	0	0.00	0	0.00	0	0.00	0	0.00	0	8.00

Transaction Type	Car/Jeep Count	Bus Count	Truck Count	LCV Count	Multi-Axe Vehicle Count	5-Axe Count	AVCX
Exempt	152	7	15	86	27	3	8
Exit Toll	413	10	144	208	100	57	8
Pass Through NH4	84	28	374	1107	4344	97	0
Pass Through YCEW Card Punch	0	0	0	0	0	0	0
Tag Punch	1	11	0	2	3	1	0
Violation	4	3	0	0	0	2	1

Transaction Type	Car/Jeep Count	Bus Count	Truck Count	LCV Count	Multi-Axe Vehicle Count	5-Axe Count	AVCX
Tollable Traffic	742	23	100	378	46	28	0
Non-Tollable Traffic	845	798	538	1422	4563	168	1
Total Traffic Count	1587	821	638	1700	4609	196	1




Shedus YCEW

Annexure 2 - Daily Tollable Traffic Count and Revenue Entry Details												Annexure 3 - Daily Tollable Traffic Count and Revenue Entry Details											
Date		8-Nov-16																					
Section Name		0																					
Bank Name where cash depositing		IDBI BANK																					
Bank Account Number		0189102000014049																					
Collection Depositing Date		11-Nov-16																					
Direction		Shedung to Kalamboli																					
Transaction Type	Car/Jeep Count	Total Car/Jeep Amount (In Rs.)	Bus Count	Total Bus Amount (In Rs.)	Truck Count	Total Truck Amount (In Rs.)	LCV Count	Total LCV Amount (In Rs.)	MAV/Multi-Axle Vehicle Count	Total MAV/Multi-Axle Vehicle Amount (In Rs.)	3-Axle Count	Total 3-Axle Amount (In Rs.)											
1	2	3	4	5	6	7	8	9	10	11	12	13											
Single Journey	906	31780.80	28	2212.88	211	16748.00	778	34188.88	289	52150.80	130	17822.00											
Monthly Pass Sales	0	0.00	0	8.88	0	0.00	8	0.88	0	0.00	0	0.88											
Discounted Coupons Sales 10%	0	0.00	0	0.00	0	0.00	0	0.00	0	0.00	0	0.88											
Discounted Coupons Sales 20%	0	0.88	0	0.00	0	0.00	0	0.00	0	0.00	0	0.00											
Daily Pass Sales	0	0.00	0	0.00	0	0.00	0	0.00	0	0.00	0	8.00											
Local Pass Sales	0	0.00	0	0.00	0	0.00	0	0.00	0	0.00	0	0.00											
Return Pass Sale	0	0.00	0	0.00	0	0.00	0	0.00	0	0.00	0	0.00											
Direction		Kalamboli to Shedung																					
Transaction Type	Car/Jeep Count	Total Car/Jeep Amount (In Rs.)	Bus Count	Total Bus Amount (In Rs.)	Truck Count	Total Truck Amount (In Rs.)	LCV Count	Total LCV Amount (In Rs.)	MAV/Multi-Axle Vehicle Count	Total MAV/Multi-Axle Vehicle Amount (In Rs.)	3-Axle Count	Total 3-Axle Amount (In Rs.)											
1	2	3	4	5	6	7	8	9	10	11	12	13											
Single Journey	1077	37895.00	72	5588.00	203	16118.00	822	38258.00	511	89950.00	148	19988.00											
Monthly Pass Sales	0	0.88	0	0.00	0	0.00	0	0.00	0	0.00	0	0.00											
Discounted Coupons Sales 10%	0	0.88	0	0.00	0	0.88	0	0.00	0	0.00	0	0.00											
Discounted Coupons Sales 20%	0	0.00	0	0.00	0	0.00	0	0.00	0	0.00	0	0.00											
Daily Pass Sales	0	0.00	0	0.00	0	0.88	0	0.00	0	0.00	0	0.00											
Local Pass Sales	0	0.00	0	0.88	0	0.88	0	0.00	0	0.00	0	0.00											
Return Pass Sale	0	0.00	0	0.00	0	0.88	0	0.00	0	0.00	0	0.00											

Total Non-Tollable Traffic Count Entry Details							
Transaction Type	Car/Jeep Count	Bus Count	Truck Count	LCV Count	Multi-Axle Vehicle Count	3-Axle Count	AVCX
1	2	3	4	5	6	7	8
Exempt	1827	33	33	289	15	67	0
Exit Toll	0	0	0	0	0	0	0
Pass Through NH4	347	10	157	556	782	224	0
Pass Through YCEW	0	0	0	0	0	0	0
Card Punch	0	0	0	0	0	0	0
Tag Punch	0	0	3	4	7	1	0
Violation	50	4	8	15	8	5	48

Total Traffic Count Entry Details							
Transaction Type	Car/Jeep Count	Bus Count	Truck Count	LCV Count	Multi-Axle Vehicle Count	3-Axle Count	AVCX
1	2	3	4	5	6	7	8
Tollable Traffic	1983	100	414	1596	800	278	0
Non-Tollable Traffic	2224	47	199	884	310	297	48
Total Traffic Count	4207	147	613	2442	1610	573	40




*Handwritten signature*

Talegaon YCEW

Annexure 8 - Daily Tollable Traffic Count and Revenue Entry Details											Annexure 8 - Daily Tollable Traffic Count and Revenue Entry Details		
Date	8-Nov-18												
Section Name	0												
Bank Name where cash depositing	BANK OF INDIA												
Bank Account Number	06022810000001												
Collection Deposit/Tr Date	11-Nov-18												
Direction	Talegaon To Mumbai												
Transaction Type	Car/Jeep Count	Total Car/Jeep Amount (In Rs.)	Bus Count	Total Bus Amount (In Rs.)	Truck Count	Total Truck Amount (In Rs.)	LCV Count	Total LCV Amount (In Rs.)	MAV (Multi Axle Vehicle) Count	Total MAV (Multi Axle Vehicle) Amount (In Rs.)	3 Axle Count	Total 3 Axle Amount (In Rs.)	
1	2	3	4	5	6	7	8	9	10	11	12	13	
Single Journey	12377	2404857.08	1319	788874.08	979	373673.00	1949	630846.00	556	727097.08	515	529452.00	
Monthly Pass Sales	0	8.00	8	8.00	8	8.00	0	8.00	8	0.00	0	8.00	
Discounted Coupons Sales 10%	8	0.00	0	8.00	0	8.00	8	8.00	0	8.00	8	8.00	
Discounted Coupons Sales 20%	0	0.08	0	8.08	8	8.00	0	0.00	0	8.00	0	8.00	
Daily Pass Sale	0	8.08	8	0.08	0	8.00	0	0.08	0	8.00	0	0.08	
Local Pass Sales	8	8.00	8	8.00	0	8.08	0	0.00	8	0.08	0	0.00	
Return Pass Sale	0	8.00	8	0.08	0	0.00	0	0.08	0	0.08	8	0.00	
Direction	Talegaon To Khalapur Connector												
Transaction Type	Car/Jeep Count	Total Car/Jeep Amount (In Rs.)	Bus Count	Total Bus Amount (In Rs.)	Truck Count	Total Truck Amount (In Rs.)	LCV Count	Total LCV Amount (In Rs.)	MAV (Multi Axle Vehicle) Count	Total MAV (Multi Axle Vehicle) Amount (In Rs.)	3 Axle Count	Total 3 Axle Amount (In Rs.)	
1	2	3	4	5	6	7	8	9	10	11	12	13	
Single Journey	241	35188.00	6	2568.00	19	5966.00	33	7425.08	30	29640.08	13	9659.00	
Monthly Pass Sales	8	0.00	0	8.08	0	0.00	8	8.00	0	8.08	8	0.00	
Discounted Coupons Sales 10%	8	0.08	0	8.00	8	8.00	8	0.08	0	0.00	8	8.08	
Discounted Coupons Sales 20%	8	0.08	8	0.08	8	0.00	0	0.00	0	8.08	0	8.00	
Daily Pass Sale	8	0.00	0	8.00	0	8.08	0	0.08	0	8.00	0	0.00	
Local Pass Sales	8	0.00	0	8.08	8	0.00	0	0.00	8	8.00	8	8.00	
Return Pass Sale	0	8.00	8	8.08	0	0.00	8	0.08	0	0.08	8	8.00	
Direction	Talegaon To Kusgaon												
Transaction Type	Car/Jeep Count	Total Car/Jeep Amount (In Rs.)	Bus Count	Total Bus Amount (In Rs.)	Truck Count	Total Truck Amount (In Rs.)	LCV Count	Total LCV Amount (In Rs.)	MAV (Multi Axle Vehicle) Count	Total MAV (Multi Axle Vehicle) Amount (In Rs.)	3 Axle Count	Total 3 Axle Amount (In Rs.)	
1	2	3	4	5	6	7	8	9	10	11	12	13	
Single Journey	1058	124020.00	31	10633.00	91	23594.00	193	34740.08	50	45030.00	85	50490.00	
Monthly Pass Sales	0	0.08	8	0.00	8	0.00	8	0.08	0	0.00	0	0.08	
Discounted Coupons Sales 10%	0	0.00	0	0.00	8	0.08	8	0.08	0	8.00	8	0.00	
Discounted Coupons Sales 20%	8	8.00	0	8.00	0	8.00	0	8.00	0	0.00	0	8.00	
Daily Pass Sale	8	0.08	8	0.08	8	8.00	0	0.00	0	0.00	0	8.00	
Local Pass Sales	8	0.00	0	8.00	8	8.00	8	0.00	0	0.00	0	8.00	
Return Pass Sale	0	8.00	8	0.00	8	0.00	8	0.00	8	8.00	8	0.00	
Direction	Kusgaon To Pune												
Transaction Type	Car/Jeep Count	Total Car/Jeep Amount (In Rs.)	Bus Count	Total Bus Amount (In Rs.)	Truck Count	Total Truck Amount (In Rs.)	LCV Count	Total LCV Amount (In Rs.)	MAV (Multi Axle Vehicle) Count	Total MAV (Multi Axle Vehicle) Amount (In Rs.)	3 Axle Count	Total 3 Axle Amount (In Rs.)	
1	2	3	4	5	6	7	8	9	10	11	12	13	
Single Journey	1334	159198.08	78	101.00	53	15725.00	158	30188.00	13	39513.00	14	25146.08	
Monthly Pass Sales	8	0.00	0	0.08	0	0.00	8	8.00	0	0.00	0	0.08	
Discounted Coupons Sales 10%	0	0.08	8	8.08	8	0.08	0	8.00	0	8.00	8	0.08	
Discounted Coupons Sales 20%	8	0.08	8	0.08	0	0.00	0	8.00	8	0.08	8	0.00	
Daily Pass Sale	8	0.08	0	0.00	0	8.00	0	0.08	0	0.08	8	8.00	
Local Pass Sales	8	8.00	0	0.96	8	0.08	0	8.00	8	0.00	8	0.08	
Return Pass Sale	8	8.00	8	8.00	0	0.00	8	0.08	8	0.08	8	8.00	

Total Non-Tollable Traffic Count Entry Details							
Transaction Type	Car/Jeep Count	Bus Count	Truck Count	LCV Count	Multi Axle Vehicle Count	3 Axle Count	AVCX
1	2	3	4	5	6	7	8
Exempt	3194	11	26	245	13	2	0
Exit Toll	10240	1178	921	1678	686	570	8
Pass Through NH4	8	0	0	8	8	0	0
Pass Through YCEW	8	0	8	0	8	8	8
Card Punch	39	0	18	8	0	8	8
Tag Punch	68	108	23	26	108	85	0
Violation	296	4	4	18	1	2	8

Total Traffic Count Entry Details							
Transaction Type	Car/Jeep Count	Bus Count	Truck Count	LCV Count	Multi Axle Vehicle Count	3 Axle Count	AVCX
1	2	3	4	5	6	7	8
Tollable Traffic	15010	1434	1142	2334	648	627	0
Non - Tollable Traffic	13837	1291	974	1875	803	639	8
Total Traffic Count	28847	2725	2116	4309	1451	1266	8



*Pulkarni*