

जावक क्र.मरारविम/१९/सव्यस/पसक/२०१६/३५७

दिनांक- २७.०६.२०१६



अवर सचिव (खा.र.१),
सार्वजनिक बांधकाम विभाग,
मादाम कामा मार्ग, हुतात्मा राजगुरु चौक,
मंत्रालय, मुंबई ४०० ०३२.

विषय: विकली ट्राफिक डाटा देणेबाबत.

संदर्भ: अवर सचिव (खा.र.१), सार्वजनिक बांधकाम विभाग, मंत्रालय, मुंबई यांचे पत्र
क्र.माअअ-२०१५/प्र.क्र.३४४/रस्ते-८ दि.०५.०५.२०१६

महोदय,

वरील संदर्भिय पत्रान्वये आपण विकली ट्राफिक डाटाबाबत माहिती मागितलेली होती. सदर माहिती पुढील कार्यवाहीकरीता सादर करण्यात येत आहे.

- केडगाव (R.O.B.) (२१-२६ जून २०१६)
- आय.आर.डी.पी. सोलापूर (२१-२३ जून २०१६)
- किणी-तासवडे (NH-4) (२१-२६ जून २०१६)
- यशवंत चव्हाण एक्सप्रेस वे (मुंबई-पुणे एक्सप्रेस वे) (१८-२१ जून २०१६)

सोबत- छायांकित प्रती एकूण १९ पृष्ठ.

आपला विश्वासू,

(व्ही. सुरेश राजू)

कार्यकारी अभियंता (पसक),

मरारविम (मर्या.), मुंबई.

प्रत- मा. श्री. शा.सि.पाटील, अधिक्षक अभियंता, (पसक), मरारविम (मर्या.), मुंबई यांना माहितीसाठी सादर.

MSRDC Toll Data

Project Name

From Date

To Date

ROB Kedgaon Toll Plaza

21-Jun-2016

26-Jun-2016

Search

Clear

Project Name	Date	Date Collection	Till Date Collection
ROB Kedgaon Toll Plaza	21 Jun 2016	□ 8,150.00	□ 777,36,310.00
ROB Kedgaon Toll Plaza	22 Jun 2016	□ 11,535.00	□ 778,51,660.00
ROB Kedgaon Toll Plaza	23 Jun 2016	□ 9,070.00	□ 779,42,360.00
ROB Kedgaon Toll Plaza	24 Jun 2016	□ 11,410.00	□ 780,56,360.00
ROB Kedgaon Toll Plaza	25 Jun 2016	□ 11,800.00	□ 781,74,360.00
ROB Kedgaon Toll Plaza	26 Jun 2016	□ 9,890.00	□ 782,73,260.00

Displayed data is provided by the respective Toll Contractor. Rajdeep Info Techno Pvt. Ltd. is not responsible for authenticity of data.

MSRDC Toll Data

Project Name

From Date

To Date

IRDP Solapur

21-Jun-2016

26-Jun-2016

Search

Clear

Project Name	Date	Date Collection	Till Date Collection
IRDP Solapur	21 Jun 2016	□ 1,67,398.00	□ 2591,00,000.00
IRDP Solapur	22 Jun 2016	□ 1,53,609.00	□ 2593,00,000.00
IRDP Solapur	23 Jun 2016	□ 1,73,060.00	□ 2595,00,000.00

Displayed data is provided by the respective Toll Contractor. Rajdeep Info Techno Pvt. Ltd. is not responsible for authenticity of data.

MSRDC Toll Data

Project Name	From Date	To Date		
Satara Kagal Section NH - 4	21-Jun-2016	26-Jun-2016	Search	Clear

Project Name	Date	Date Collection	Till Date Collection
Satara Kagal Section NH - 4	21 Jun 2016	□ 35,90,156.00	□ 69105,00,000.00
Satara Kagal Section NH - 4	22 Jun 2016	□ 38,84,644.00	□ 69105,00,000.00
Satara Kagal Section NH - 4	23 Jun 2016	□ 39,54,344.00	□ 69105,00,000.00
Satara Kagal Section NH - 4	24 Jun 2016	□ 39,47,707.00	□ 69105,00,000.00
Satara Kagal Section NH - 4	25 Jun 2016	□ 38,28,889.00	□ 69105,00,000.00
Satara Kagal Section NH - 4	26 Jun 2016	□ 41,91,227.00	□ 69105,00,000.00

Displayed data is provided by the respective Toll Contractor. Rajdeep Info Techno Pvt. Ltd. is not responsible for authenticity of data.

Annexure 8 - Daily Tollable Traffic Count and Revenue Entry Details											Annexure 8 - Daily Tollable Traffic Count and Revenue Entry Details										
Date: 21-Jun-16																					
Section Name: 0																					
Bank Name where cash depositing: IOBI BANK																					
* Bank Account Number: 01E910200014049																					
Collection Depositing Date: 22-Jun-16																					
Direction: Mumbai To Pune											Direction: Mumbai To Kolhapur										
Transaction Type	Car/JEEP Count	Total Car/JEEP Amount (In Rs.)	Bus Count	Total Bus Amount (In Rs.)	Truck Count	Total Truck Amount (In Rs.)	LCV Count	Total LCV Amount (In Rs.)	MAV/Multi Axle Vehicle Count	Total MAV (Multi Axle Vehicle) Amount (In Rs.)	3 Axle Count	Total 3 Axle Amount (In Rs.)									
1	2	3	4	5	6	7	8	9	10	11	12	13									
Single Journey	2672	1868490.00	1032	503734.00	112	427742.00	2030	814700.00	674	806816.00	535	523244.00									
Monthly Pass Sales	0	0	0	0	0	0	0	0	0	0	0	0									
Discounted	0	0	0	0	0	0	0	0	0	0	0	0									
Discounted Coupons Sales 10%	0	0	0	0	0	0	0	0	0	0	0	0									
Discounted Coupons Sales 20%	0	0	0	0	0	0	0	0	0	0	0	0									
Daily Pass Sale	0	0	0	0	0	0	0	0	0	0	0	0									
Local Pass Sales	0	0	0	0	0	0	0	0	0	0	0	0									
Return Pass Sale	0	0	0	0	0	0	0	0	0	0	0	0									
1	2	3	4	5	6	7	8	9	10	11	12	13									
Single Journey	2755	319595.00	38	1177.00	220	56220.00	482	33165.00	49	38340.00	55	32676.00									
Monthly Pass Sales	0	0	0	0	0	0	0	0	0	0	0	0									
Discounted	0	0	0	0	0	0	0	0	0	0	0	0									
Discounted Coupons Sales 10%	0	0	0	0	0	0	0	0	0	0	0	0									
Discounted Coupons Sales 20%	0	0	0	0	0	0	0	0	0	0	0	0									
Daily Pass Sale	0	0	0	0	0	0	0	0	0	0	0	0									
Local Pass Sales	0	0	0	0	0	0	0	0	0	0	0	0									
Return Pass Sale	0	0	0	0	0	0	0	0	0	0	0	0									
1	2	3	4	5	6	7	8	9	10	11	12	13									
Single Journey	84	6272.00	3	853.00	12	2208.00	26	3750.00	144	94895.00	56	27720.00									
Monthly Pass Sales	0	0	0	0	0	0	0	0	0	0	0	0									
Discounted	0	0	0	0	0	0	0	0	0	0	0	0									
Discounted Coupons Sales 10%	0	0	0	0	0	0	0	0	0	0	0	0									
Discounted Coupons Sales 20%	0	0	0	0	0	0	0	0	0	0	0	0									
Daily Pass Sale	0	0	0	0	0	0	0	0	0	0	0	0									
Local Pass Sales	0	0	0	0	0	0	0	0	0	0	0	0									
Return Pass Sale	0	0	0	0	0	0	0	0	0	0	0	0									
1	2	3	4	5	6	7	8	9	10	11	12	13									
Single Journey	293	33654.00	11	4703.00	76	23964.00	103	23175.00	130	128448.00	143	107735.00									
Monthly Pass Sales	0	0	0	0	0	0	0	0	0	0	0	0									
Discounted	0	0	0	0	0	0	0	0	0	0	0	0									
Discounted Coupons Sales 10%	0	0	0	0	0	0	0	0	0	0	0	0									
Discounted Coupons Sales 20%	0	0	0	0	0	0	0	0	0	0	0	0									
Daily Pass Sale	0	0	0	0	0	0	0	0	0	0	0	0									
Local Pass Sales	0	0	0	0	0	0	0	0	0	0	0	0									
Return Pass Sale	0	0	0	0	0	0	0	0	0	0	0	0									
1	2	3	4	5	6	7	8	9	10	11	12	13									
Single Journey	2099	245978.00	30	13722.00	52	15692.00	205	37826.00	24	25069.00	15	9702.00									
Monthly Pass Sales	0	0	0	0	0	0	0	0	0	0	0	0									
Discounted	0	0	0	0	0	0	0	0	0	0	0	0									
Discounted Coupons Sales 10%	0	0	0	0	0	0	0	0	0	0	0	0									
Discounted Coupons Sales 20%	0	0	0	0	0	0	0	0	0	0	0	0									
Daily Pass Sale	0	0	0	0	0	0	0	0	0	0	0	0									
Local Pass Sales	0	0	0	0	0	0	0	0	0	0	0	0									
Return Pass Sale	0	0	0	0	0	0	0	0	0	0	0	0									
1	2	3	4	5	6	7	8	9	10	11	12	13									
Single Journey	22	2156.00	0	0.00	1	209.00	1	150.00	3	1977.00	1	496.00									
Monthly Pass Sales	0	0	0	0	0	0	0	0	0	0	0	0									
Discounted	0	0	0	0	0	0	0	0	0	0	0	0									
Discounted Coupons Sales 10%	0	0	0	0	0	0	0	0	0	0	0	0									
Discounted Coupons Sales 20%	0	0	0	0	0	0	0	0	0	0	0	0									
Daily Pass Sale	0	0	0	0	0	0	0	0	0	0	0	0									
Local Pass Sales	0	0	0	0	0	0	0	0	0	0	0	0									
Return Pass Sale	0	0	0	0	0	0	0	0	0	0	0	0									


Total Non-Tollable Traffic Count Entry Details							
Transaction Type	Car/JEEP Count	Bus Count	Truck Count	LCV Count	Multi Axle Vehicle Count	3 Axle Count	AVCX
1	2	3	4	5	6	7	8
Esamp	2299	37	56	250	472	72	0
Exit Toll	3354	748	636	1071	326	335	0
Pass Through NH	4	1	92	160	1063	127	0
Pass Through YDEV	6	0	0	0	0	0	0
Card Punch	67	0	0	16	0	0	8
Tag Punch	13	15	1	8	17	3	0
Violation	8548	254	701	1106	1104	971	256

Total Traffic Count Entry Details							
Transaction Type	Car/JEEP Count	Bus Count	Truck Count	LCV Count	Multi Axle Vehicle Count	3 Axle Count	AVCX
1	2	3	4	5	6	7	8
Tollable Traffic	14746	1121	1480	2830	1021	997	0
Non-Tollable Traffic	12654	1058	1586	2600	2387	1508	259
Total Traffic Count	27400	2179	3066	5430	4408	2415	259

Executive Engineer
P.V.

Superintending Engineer
P.V.

* The Collection Bank Changed from Bank of India Dornani Branch to IOBI Bank Old Parve Branch from 16th June 2016



Kholapur 70500 20/06/2016


Annexure B - Daily Tollable Traffic Count and Revenue Entry Details											Annexure B - Daily Tollable Traffic Count and Revenue Entry Details										
Date: 20-Jun-16																					
Section Name: 8																					
Bank Name where cash depositing: IDBI BANK																					
* Bank Account Number: 518910200014049																					
Collection Depositing Date: 21-Jun-16																					
Direction: Mumbai To Pune																					
Transaction Type	Car/Jeep Count	Total Car/Jeep Amount (in Rs.)	Bus Count	Total Bus Amount (in Rs.)	Truck Count	Total Truck Amount (in Rs.)	LCV Count	Total LCV Amount (in Rs.)	MAV/Multi Axle Vehicle Count	Total MAV (Multi Axle Vehicle) Amount (in Rs.)	3 Axle Count	Total 3 Axle Amount (in Rs.)									
1	2	3	4	5	6	7	8	9	10	11	12	13									
Single Journey	9967	1652226.00	1870	615476.00	1061	443749.80	1812	343960.00	838	841562.00	590	585286.00									
Monthly Pass Sales	0	0	0	0	0	0	0	0	0	0	0	0									
Discounted Coupons Sales 10%	0	0	0	0	0	0	0	0	0	0	0	0									
Discounted Coupons Sales 20%	0	0	0	0	0	0	0	0	0	0	0	0									
Daily Pass Sale	0	0	0	0	0	0	0	0	0	0	0	0									
Local Pass Sale	0	0	0	0	0	0	0	0	0	0	0	0									
Return Pass Sale	0	0	0	0	0	0	0	0	0	0	0	0									
Direction: Mumbai To Kurla																					
Transaction Type	Car/Jeep Count	Total Car/Jeep Amount (in Rs.)	Bus Count	Total Bus Amount (in Rs.)	Truck Count	Total Truck Amount (in Rs.)	LCV Count	Total LCV Amount (in Rs.)	MAV/Multi Axle Vehicle Count	Total MAV (Multi Axle Vehicle) Amount (in Rs.)	3 Axle Count	Total 3 Axle Amount (in Rs.)									
1	2	3	4	5	6	7	8	9	10	11	12	13									
Single Journey	2718	31806.00	28	9804.00	211	52961.00	383	68946.00	45	35558.00	31	18414.00									
Monthly Pass Sales	0	0	0	0	0	0	0	0	0	0	0	0									
Discounted Coupons Sales 10%	0	0	0	0	0	0	0	0	0	0	0	0									
Discounted Coupons Sales 20%	0	0	0	0	0	0	0	0	0	0	0	0									
Daily Pass Sale	0	0	0	0	0	0	0	0	0	0	0	0									
Local Pass Sale	0	0	0	0	0	0	0	0	0	0	0	0									
Return Pass Sale	0	0	0	0	0	0	0	0	0	0	0	0									
Direction: Kurla Connector To Kurla																					
Transaction Type	Car/Jeep Count	Total Car/Jeep Amount (in Rs.)	Bus Count	Total Bus Amount (in Rs.)	Truck Count	Total Truck Amount (in Rs.)	LCV Count	Total LCV Amount (in Rs.)	MAV/Multi Axle Vehicle Count	Total MAV (Multi Axle Vehicle) Amount (in Rs.)	3 Axle Count	Total 3 Axle Amount (in Rs.)									
1	2	3	4	5	6	7	8	9	10	11	12	13									
Single Journey	45	4410.00	0	0.00	15	3135.00	26	3900.00	173	114007.00	43	21285.00									
Monthly Pass Sales	0	0	0	0	0	0	0	0	0	0	0	0									
Discounted Coupons Sales 10%	0	0	0	0	0	0	0	0	0	0	0	0									
Discounted Coupons Sales 20%	0	0	0	0	0	0	0	0	0	0	0	0									
Daily Pass Sale	0	0	0	0	0	0	0	0	0	0	0	0									
Local Pass Sale	0	0	0	0	0	0	0	0	0	0	0	0									
Return Pass Sale	0	0	0	0	0	0	0	0	0	0	0	0									
Direction: Kurla Connector To Pune																					
Transaction Type	Car/Jeep Count	Total Car/Jeep Amount (in Rs.)	Bus Count	Total Bus Amount (in Rs.)	Truck Count	Total Truck Amount (in Rs.)	LCV Count	Total LCV Amount (in Rs.)	MAV/Multi Axle Vehicle Count	Total MAV (Multi Axle Vehicle) Amount (in Rs.)	3 Axle Count	Total 3 Axle Amount (in Rs.)									
1	2	3	4	5	6	7	8	9	10	11	12	13									
Single Journey	302	44238.00	3	3852.00	84	28378.00	112	25200.00	122	120536.00	145	107735.00									
Monthly Pass Sales	0	0	0	0	0	0	0	0	0	0	0	0									
Discounted Coupons Sales 10%	0	0	0	0	0	0	0	0	0	0	0	0									
Discounted Coupons Sales 20%	0	0	0	0	0	0	0	0	0	0	0	0									
Daily Pass Sale	0	0	0	0	0	0	0	0	0	0	0	0									
Local Pass Sale	0	0	0	0	0	0	0	0	0	0	0	0									
Return Pass Sale	0	0	0	0	0	0	0	0	0	0	0	0									
Direction: Nasaon To Mumbai																					
Transaction Type	Car/Jeep Count	Total Car/Jeep Amount (in Rs.)	Bus Count	Total Bus Amount (in Rs.)	Truck Count	Total Truck Amount (in Rs.)	LCV Count	Total LCV Amount (in Rs.)	MAV/Multi Axle Vehicle Count	Total MAV (Multi Axle Vehicle) Amount (in Rs.)	3 Axle Count	Total 3 Axle Amount (in Rs.)									
1	2	3	4	5	6	7	8	9	10	11	12	13									
Single Journey	2395	281443.00	33	13378.00	62	15562.00	166	30249.00	24	21858.00	13	8514.80									
Monthly Pass Sales	0	0	0	0	0	0	0	0	0	0	0	0									
Discounted Coupons Sales 10%	0	0	0	0	0	0	0	0	0	0	0	0									
Discounted Coupons Sales 20%	0	0	0	0	0	0	0	0	0	0	0	0									
Daily Pass Sale	0	0	0	0	0	0	0	0	0	0	0	0									
Local Pass Sale	0	0	0	0	0	0	0	0	0	0	0	0									
Return Pass Sale	0	0	0	0	0	0	0	0	0	0	0	0									
Direction: Kurla To Nhasapur Connector																					
Transaction Type	Car/Jeep Count	Total Car/Jeep Amount (in Rs.)	Bus Count	Total Bus Amount (in Rs.)	Truck Count	Total Truck Amount (in Rs.)	LCV Count	Total LCV Amount (in Rs.)	MAV/Multi Axle Vehicle Count	Total MAV (Multi Axle Vehicle) Amount (in Rs.)	3 Axle Count	Total 3 Axle Amount (in Rs.)									
1	2	3	4	5	6	7	8	9	10	11	12	13									
Single Journey	37	3626.00	8	8.00	8	8.00	8	900.00	6	3954.00	1	495.00									
Monthly Pass Sales	0	0	0	0	0	0	0	0	0	0	0	0									
Discounted Coupons Sales 10%	0	0	0	0	0	0	0	0	0	0	0	0									
Discounted Coupons Sales 20%	0	0	0	0	0	0	0	0	0	0	0	0									
Daily Pass Sale	0	0	0	0	0	0	0	0	0	0	0	0									
Local Pass Sale	0	0	0	0	0	0	0	0	0	0	0	0									
Return Pass Sale	0	0	0	0	0	0	0	0	0	0	0	0									

Total Non-Tollable Traffic Count Entry Details							
Transaction Type	Car/Jeep Count	Bus Count	Truck Count	LCV Count	Multi Axle Vehicle Count	3 Axle Count	AVCX
1	2	3	4	5	6	7	8
Exempt	2352	29	150	322	981	08	0
Exit Toll	4671	1003	873	1368	449	491	0
Pass Through NHA	8	2	50	82	1148	118	8
Pass Through YC&W	8	8	0	0	0	8	8
Card Punch	98	0	8	17	0	8	8
Tag Punch	19	19	1	7	12	3	0
Violation	3447	83	468	727	302	278	78

Total Traffic Count Entry Details							
Transaction Type	Car/Jeep Count	Bus Count	Truck Count	LCV Count	Multi Axle Vehicle Count	3 Axle Count	AVCX
1	2	3	4	5	6	7	8
Tollable Traffic	15465	1140	1433	2505	1006	823	0
Non - Tollable Traffic	15595	1132	1544	2523	2893	978	79
Total Traffic Count	31060	2272	2977	5028	3899	1801	79

Executive Engineer P W
 Superintending Engineer P W

* The Collection Bank Changed from Bank of India Dombivli Branch to IDBI Bank Old Pavai Branch from 16th June-2016.



Handwritten signature: P. Kulkarni

Khalapur 18/06/2016

Annexure 8 - Daily Tollable Traffic Count and Revenue Entry Details											Annexure 8 - Daily Tollable Traffic Count and Revenue Entry Details										
Date: 19-Jun-16																					
Section Name: 0																					
Bank Name where cash depositing: IDBI BANK																					
* Bank Account Number: 0169102000014049																					
Collection Date: 20-Jun-16																					
Direction: Mumbai To Pune																					
Transaction Type	Car/Jeep Count	Total Car/Jeep Amount (in Rs)	Bus Count	Total Bus Amount (in Rs)	Truck Count	Total Truck Amount (in Rs)	LCV Count	Total LCV Amount (in Rs)	MAV (Multi-Axis Vehicle) Count	Total MAV (Multi-Axis Vehicle) Amount (in Rs)	3-Axis Count	Total 3-Axis Amount (in Rs)									
1	2	3	4	5	6	7	8	9	10	11	12	13									
Single Journey	12415	2423855.00	1197	88370.00	8	728	296362.00	1333	397080.00	584	770768.00	401	398920.00								
Monthly Pass Sales	0	0	0	0	0	0	0	0	0	0	0	0									
Discounted Coupons Sales 10%	0	0	0	0	0	0	0	0	0	0	0	0									
Discounted Coupons Sales 20%	0	0	0	0	0	0	0	0	0	0	0	0									
Daily Pass Sale	0	0	0	0	0	0	0	0	0	0	0	0									
Local Pass Sales	0	0	0	0	0	0	0	0	0	0	0	0									
Return Pass Sale	0	0	0	0	0	0	0	0	0	0	0	0									
Direction: Mumbai To Kalyan																					
Transaction Type	Car/Jeep Count	Total Car/Jeep Amount (in Rs)	Bus Count	Total Bus Amount (in Rs)	Truck Count	Total Truck Amount (in Rs)	LCV Count	Total LCV Amount (in Rs)	MAV (Multi-Axis Vehicle) Count	Total MAV (Multi-Axis Vehicle) Amount (in Rs)	3-Axis Count	Total 3-Axis Amount (in Rs)									
1	2	3	4	5	6	7	8	9	10	11	12	13									
Single Journey	4818	539370.00	29	13377.00	192	40682.00	512	56183.00	29	22618.00	24	14298.00									
Monthly Pass Sales	0	0	0	0	0	0	0	0	0	0	0	0									
Discounted Coupons Sales 10%	0	0	0	0	0	0	0	0	0	0	0	0									
Discounted Coupons Sales 20%	0	0	0	0	0	0	0	0	0	0	0	0									
Daily Pass Sale	0	0	0	0	0	0	0	0	0	0	0	0									
Local Pass Sales	8	8	8	8	8	8	8	8	8	8	8	8									
Return Pass Sale	0	0	0	0	0	0	0	0	0	0	0	0									
Direction: Khalapur Connector To Kalyan																					
Transaction Type	Car/Jeep Count	Total Car/Jeep Amount (in Rs)	Bus Count	Total Bus Amount (in Rs)	Truck Count	Total Truck Amount (in Rs)	LCV Count	Total LCV Amount (in Rs)	MAV (Multi-Axis Vehicle) Count	Total MAV (Multi-Axis Vehicle) Amount (in Rs)	3-Axis Count	Total 3-Axis Amount (in Rs)									
1	2	3	4	5	6	7	8	9	10	11	12	13									
Single Journey	92	9408.00	2	572.00	11	2289.00	32	4800.00	141	92819.00	41	20295.00									
Monthly Pass Sales	0	0	0	0	0	0	0	0	0	0	0	0									
Discounted Coupons Sales 10%	0	0	0	0	0	0	0	0	0	0	0	0									
Discounted Coupons Sales 20%	0	0	0	0	0	0	0	0	0	0	0	0									
Daily Pass Sale	0	0	0	0	0	0	0	0	0	0	0	0									
Local Pass Sales	0	0	0	0	0	0	0	0	0	0	0	0									
Return Pass Sale	0	0	0	0	0	0	0	0	0	0	0	0									
Direction: Khalapur Connector To Pune																					
Transaction Type	Car/Jeep Count	Total Car/Jeep Amount (in Rs)	Bus Count	Total Bus Amount (in Rs)	Truck Count	Total Truck Amount (in Rs)	LCV Count	Total LCV Amount (in Rs)	MAV (Multi-Axis Vehicle) Count	Total MAV (Multi-Axis Vehicle) Amount (in Rs)	3-Axis Count	Total 3-Axis Amount (in Rs)									
1	2	3	4	5	6	7	8	9	10	11	12	13									
Single Journey	819	110426.00	24	10272.00	45	14130.00	91	20925.00	102	100778.00	73	54239.00									
Monthly Pass Sales	0	0	0	0	0	0	0	0	0	0	0	0									
Discounted Coupons Sales 10%	0	0	0	0	0	0	0	0	0	0	0	0									
Discounted Coupons Sales 20%	0	0	0	0	0	0	0	0	0	0	0	0									
Daily Pass Sale	0	0	0	0	0	0	0	0	0	0	0	0									
Local Pass Sales	0	0	0	0	0	0	0	0	0	0	0	0									
Return Pass Sale	0	0	0	0	0	0	0	0	0	0	0	0									
Direction: Kalyan To Mumbai																					
Transaction Type	Car/Jeep Count	Total Car/Jeep Amount (in Rs)	Bus Count	Total Bus Amount (in Rs)	Truck Count	Total Truck Amount (in Rs)	LCV Count	Total LCV Amount (in Rs)	MAV (Multi-Axis Vehicle) Count	Total MAV (Multi-Axis Vehicle) Amount (in Rs)	3-Axis Count	Total 3-Axis Amount (in Rs)									
1	2	3	4	5	6	7	8	9	10	11	12	13									
Single Journey	544	637221.00	78	28411.00	35	8785.00	158	5940.00	15	15275.00	18	5940.00									
Monthly Pass Sales	0	0	0	0	0	0	0	0	0	0	0	0									
Discounted Coupons Sales 10%	0	0	0	0	0	0	0	0	0	0	0	0									
Discounted Coupons Sales 20%	0	0	0	0	0	0	0	0	0	0	0	0									
Daily Pass Sale	0	0	0	0	0	0	0	0	0	0	0	0									
Local Pass Sales	0	0	0	0	0	0	0	0	0	0	0	0									
Return Pass Sale	0	0	0	0	0	0	0	0	0	0	0	0									
Direction: Kalyan To Khalapur Connector																					
Transaction Type	Car/Jeep Count	Total Car/Jeep Amount (in Rs)	Bus Count	Total Bus Amount (in Rs)	Truck Count	Total Truck Amount (in Rs)	LCV Count	Total LCV Amount (in Rs)	MAV (Multi-Axis Vehicle) Count	Total MAV (Multi-Axis Vehicle) Amount (in Rs)	3-Axis Count	Total 3-Axis Amount (in Rs)									
1	2	3	4	5	6	7	8	9	10	11	12	13									
Single Journey	62	8036.00	0	0.00	1	205.00	16	1500.00	4	2096.00	1	495.00									
Monthly Pass Sales	0	0	0	0	0	0	0	0	0	0	0	0									
Discounted Coupons Sales 10%	0	0	0	0	0	0	0	0	0	0	0	0									
Discounted Coupons Sales 20%	0	0	0	0	0	0	0	0	0	0	0	0									
Daily Pass Sale	0	0	0	0	0	0	0	0	0	0	0	0									
Local Pass Sales	0	0	0	0	0	0	0	0	0	0	0	0									
Return Pass Sale	0	0	0	0	0	0	0	0	0	0	0	0									

Total Non-Tollable Traffic Entry Details							
Transaction Type	Car/Jeep Count	Bus Count	Truck Count	LCV Count	Multi-Axis Vehicle Count	3-Axis Count	AVCX
1	2	3	4	5	6	7	8
Exempt	2347	9	31	104	148	26	0
Exit Toll	4273	1154	909	1213	479	529	0
Pass Through NH4	15	4	102	168	2001	112	0
Pass Through TCEW	0	0	0	0	0	0	0
Card Punch	43	0	0	4	0	0	0
Tag Punch	17	16	2	5	8	2	8
Violation	15048	119	424	899	106	208	4983

Total Traffic Count Entry Details							
Transaction Type	Car/Jeep Count	Bus Count	Truck Count	LCV Count	Multi-Axis Vehicle Count	3-Axis Count	AVCX
1	2	3	4	5	6	7	8
Tollable Traffic	33490	1338	983	1958	876	560	0
Non-Tollable Traffic	22348	1511	1528	2353	2776	874	4983
Total Traffic Count	45838	2849	2481	4311	3628	1434	4983

Executive Engineer PW
 Supt. Engineering PW

* The Collection Bank Changed from Bank of India Domestic Branch to IDBI Bank Old Panvel Branch from 16th June 2016



Kusgaon YCEW 18/06/2016

Annexure 3 - Daily Tollable Traffic Count and Revenue Entry Details											Annexure 3 - Daily Tollable Traffic Count and Revenue Entry Details			
Date	18-Jun-16													
Section Name	0													
Bank Name where cash depositing	BANK OF INDIA													
Bank Account Number	06022011000001													
Collection Dispositing Date	20-Jun-16													
Direction	Kusgaon To Kajambeii													
Transaction Type	Car/Jeep Count	Total Car/Jeep Amount(In Rs)	Bus Count	Total Bus Amount (In Rs.)	Truck Count	Total Truck Amount (In Rs.)	LCV Count	Total LCV Amount (In Rs.)	MAV(Multi Axle Vehicle) Count	Total MAV (Multi Axle Vehicle) Amount (In Rs.)	3 Axle Count	Total 3 Axle Amount (In Rs.)		
1	2	3	4	5	6	7	8	9	10	11	12	13		
Single Journey	937	109727.00	20	6860.00	56	24093.00	245	44100.00	24	18960.00	26	16632.00		
Monthly Pass Sales	0	0.00	0	0.00	0	0.00	0	0.00	0	0.00	0	0.00		
Discounted Coupons Sales 10%	0	0.00	0	0.00	0	0.00	0	0.00	0	0.00	0	0.00		
Discounted Coupons Sales 20%	0	0.00	0	0.00	0	0.00	0	0.00	0	0.00	0	0.00		
Daily Pass Sale	0	0.00	0	0.00	0	0.00	0	0.00	0	0.00	0	0.00		
Local Pass Sales	0	0.00	0	0.00	0	0.00	0	0.00	0	0.00	0	0.00		
Return Pass Sale	0	0.00	0	0.00	0	0.00	0	0.00	0	0.00	0	0.00		
Direction	Kusgaon To Khalspur Connector													
Transaction Type	Car/Jeep Count	Total Car/Jeep Amount(In Rs)	Bus Count	Total Bus Amount (In Rs.)	Truck Count	Total Truck Amount (In Rs.)	LCV Count	Total LCV Amount (In Rs.)	MAV(Multi Axle Vehicle) Count	Total MAV (Multi Axle Vehicle) Amount (In Rs.)	3 Axle Count	Total 3 Axle Amount (In Rs.)		
1	2	3	4	5	6	7	8	9	10	11	12	13		
Single Journey	37	3626.00	2	572.00	1	209.00	5	750.00	3	1977.00	1	495.00		
Monthly Pass Sales	0	0.00	0	0.00	0	0.00	0	0.00	0	0.00	0	0.00		
Discounted Coupons Sales 10%	0	0.00	0	0.00	0	0.00	0	0.00	0	0.00	0	0.00		
Discounted Coupons Sales 20%	0	0.00	0	0.00	0	0.00	0	0.00	0	0.00	0	0.00		
Daily Pass Sale	0	0.00	0	0.00	0	0.00	0	0.00	0	0.00	0	0.00		
Local Pass Sales	0	0.00	0	0.00	0	0.00	0	0.00	0	0.00	0	0.00		
Return Pass Sale	0	0.00	0	0.00	0	0.00	0	0.00	0	0.00	0	0.00		
Direction	Khopoli To Kusgaon													
Transaction Type	Car/Jeep Count	Total Car/Jeep Amount(In Rs)	Bus Count	Total Bus Amount (In Rs.)	Truck Count	Total Truck Amount (In Rs.)	LCV Count	Total LCV Amount (In Rs.)	MAV(Multi Axle Vehicle) Count	Total MAV (Multi Axle Vehicle) Amount (In Rs.)	3 Axle Count	Total 3 Axle Amount (In Rs.)		
1	2	3	4	5	6	7	8	9	10	11	12	13		
Single Journey	45	4410.00	0	0.00	0	0.00	0	0.00	0	0.00	0	0.00		
Monthly Pass Sales	0	0.00	0	0.00	0	0.00	0	0.00	0	0.00	0	0.00		
Discounted Coupons Sales 10%	0	0.00	0	0.00	0	0.00	0	0.00	0	0.00	0	0.00		
Discounted Coupons Sales 20%	0	0.00	0	0.00	0	0.00	0	0.00	0	0.00	0	0.00		
Daily Pass Sale	0	0.00	0	0.00	0	0.00	0	0.00	0	0.00	0	0.00		
Local Pass Sales	0	0.00	0	0.00	0	0.00	0	0.00	0	0.00	0	0.00		
Return Pass Sale	0	0.00	0	0.00	0	0.00	0	0.00	0	0.00	0	0.00		
Direction	Kusgaon to Khopoli exit													
Transaction Type	Car/Jeep Count	Total Car/Jeep Amount(In Rs)	Bus Count	Total Bus Amount (In Rs.)	Truck Count	Total Truck Amount (In Rs.)	LCV Count	Total LCV Amount (In Rs.)	MAV(Multi Axle Vehicle) Count	Total MAV (Multi Axle Vehicle) Amount (In Rs.)	3 Axle Count	Total 3 Axle Amount (In Rs.)		
1	2	3	4	5	6	7	8	9	10	11	12	13		
Single Journey	0	0.00	0	0.00	0	963.00	30	1820.00	11	2519.00	0	0.00		
Monthly Pass Sales	0	0.00	0	0.00	0	0.00	0	0.00	0	0.00	0	0.00		
Discounted Coupons Sales 10%	0	0.00	0	0.00	0	0.00	0	0.00	0	0.00	0	0.00		
Discounted Coupons Sales 20%	0	0.00	0	0.00	0	0.00	0	0.00	0	0.00	0	0.00		
Daily Pass Sale	0	0.00	0	0.00	0	0.00	0	0.00	0	0.00	0	0.00		
Local Pass Sales	0	0.00	0	0.00	0	0.00	0	0.00	0	0.00	0	0.00		
Return Pass Sale	0	0.00	0	0.00	0	0.00	0	0.00	0	0.00	0	0.00		

Total Non-Tollable Traffic Count Entry Details							
Transaction Type	Car/Jeep Count	Bus Count	Truck Count	LCV Count	Multi Axle Vehicle Count	3 Axle Count	AVCX
1	2	3	4	5	6	7	8
Exempt	211	12	23	140	28	39	0
Exit Toll	889	21	175	239	190	74	0
Pass Through NH4	100	25	288	1133	3999	76	0
PASS Through YCEW	266	427	5	17	5	6	0
Card Punch	0	0	0	0	0	0	0
Tag Punch	1	0	0	0	0	0	0
Violation	18	2	0	6	1	1	17

Total Traffic Count Entry Details							
Transaction Type	Car/Jeep Count	Bus Count	Truck Count	LCV Count	Multi Axle Vehicle Count	3 Axle Count	AVCX
1	2	3	4	5	6	7	8
Tollable Traffic	1019	22	106	290	38	29	0
Non - Tollable Traffic	1486	487	501	1509	4223	196	17
Total Traffic Count	2505	509	607	1785	4261	225	17

Executive Engineer
P.W.

Superintending Engineer
P.W.



Kusgaon Road 21/06/2016

Annexure 8 - Daily Tollable Traffic Count and Revenue Entry Details												
Date	21-Jun-16											
Section Name	0											
Bank Name where cash depositing	BANK OF INDIA											
Bank Account Number	060220110000001											
Collection Depositing Date	22-Jun-16											
Direction	Kusgaon To Kalamboii											
Transaction Type	Car/Jeep Count	Total Car/Jeep Amount(In Rs)	Bus Count	Total Bus Amount (In Rs.)	Truck Count	Total Truck Amount (In Rs.)	LCV Count	Total LCV Amount (In Rs.)	MAV(Multi Axle Vehicle) Count	Total MAV (Multi Axle Vehicle) Amount (In Rs.)	3 Axle Count	Total 3 Axle Amount (In Rs.)
1	2	3	4	5	6	7	8	9	10	11	12	13
Single Journey	554	64818.00	11	3773.00	153	38403.00	339	61020.00	30	23700.00	27	16938.00
Monthly Pass Sales	0	0.00	0	0.00	0	0.00	0	0.00	0	0.00	0	0.00
Discounted Coupons Sales 10%	0	0.00	0	0.00	0	0.00	0	0.00	0	0.00	0	0.00
Discounted Coupons Sales 20%	0	0.00	0	0.00	0	0.00	0	0.00	0	0.00	0	0.00
Daily Pass Sale	0	0.00	0	0.00	0	0.00	0	0.00	0	0.00	0	0.00
Local Pass Sales	0	0.00	0	0.00	0	0.00	0	0.00	0	0.00	0	0.00
Return Pass Sale	0	0.00	0	0.00	0	0.00	0	0.00	0	0.00	0	0.00
Direction	Kusgaon To Khalapur Connector											
Transaction Type	Car/Jeep Count	Total Car/Jeep Amount(In Rs)	Bus Count	Total Bus Amount (In Rs.)	Truck Count	Total Truck Amount (In Rs.)	LCV Count	Total LCV Amount (In Rs.)	MAV(Multi Axle Vehicle) Count	Total MAV (Multi Axle Vehicle) Amount (In Rs.)	3 Axle Count	Total 3 Axle Amount (In Rs.)
1	2	3	4	5	6	7	8	9	10	11	12	13
Single Journey	13	1274.00	0	0.00	0	0.00	1	150.00	0	3954.00	6	2970.00
Monthly Pass Sales	0	0.00	0	0.00	0	0.00	0	0.00	0	0.00	0	0.00
Discounted Coupons Sales 10%	0	0.00	0	0.00	0	0.00	0	0.00	0	0.00	0	0.00
Discounted Coupons Sales 20%	0	0.00	0	0.00	0	0.00	0	0.00	0	0.00	0	0.00
Daily Pass Sale	0	0.00	0	0.00	0	0.00	0	0.00	0	0.00	0	0.00
Local Pass Sales	0	0.00	0	0.00	0	0.00	0	0.00	0	0.00	0	0.00
Return Pass Sale	0	0.00	0	0.00	0	0.00	0	0.00	0	0.00	0	0.00
Direction	Khopoli To Kusgaon											
Transaction Type	Car/Jeep Count	Total Car/Jeep Amount(In Rs)	Bus Count	Total Bus Amount (In Rs.)	Truck Count	Total Truck Amount (In Rs.)	LCV Count	Total LCV Amount (In Rs.)	MAV(Multi Axle Vehicle) Count	Total MAV (Multi Axle Vehicle) Amount (In Rs.)	3 Axle Count	Total 3 Axle Amount (In Rs.)
1	2	3	4	5	6	7	8	9	10	11	12	13
Single Journey	27	2646.00	0	0.00	0	0.00	0	0.00	0	0.00	0	0.00
Monthly Pass Sales	0	0.00	0	0.00	0	0.00	0	0.00	0	0.00	0	0.00
Discounted Coupons Sales 10%	0	0.00	0	0.00	0	0.00	0	0.00	0	0.00	0	0.00
Discounted Coupons Sales 20%	0	0.00	0	0.00	0	0.00	0	0.00	0	0.00	0	0.00
Daily Pass Sale	0	0.00	0	0.00	0	0.00	0	0.00	0	0.00	0	0.00
Local Pass Sales	0	0.00	0	0.00	0	0.00	0	0.00	0	0.00	0	0.00
Return Pass Sale	0	0.00	0	0.00	0	0.00	0	0.00	0	0.00	0	0.00
Direction	Kusgaon To Khopoli exit											
Transaction Type	Car/Jeep Count	Total Car/Jeep Amount(In Rs)	Bus Count	Total Bus Amount (In Rs.)	Truck Count	Total Truck Amount (In Rs.)	LCV Count	Total LCV Amount (In Rs.)	MAV(Multi Axle Vehicle) Count	Total MAV (Multi Axle Vehicle) Amount (In Rs.)	3 Axle Count	Total 3 Axle Amount (In Rs.)
1	2	3	4	5	6	7	8	9	10	11	12	13
Single Journey	0	0.00	0	0.00	6	642.00	23	1242.00	19	4351.00	0	0.00
Monthly Pass Sales	0	0.00	0	0.00	0	0.00	0	0.00	0	0.00	0	0.00
Discounted Coupons Sales 10%	0	0.00	0	0.00	0	0.00	0	0.00	0	0.00	0	0.00
Discounted Coupons Sales 20%	0	0.00	0	0.00	0	0.00	0	0.00	0	0.00	0	0.00
Daily Pass Sale	0	0.00	0	0.00	0	0.00	0	0.00	0	0.00	0	0.00
Local Pass Sales	0	0.00	0	0.00	0	0.00	0	0.00	0	0.00	0	0.00
Return Pass Sale	0	0.00	0	0.00	0	0.00	0	0.00	0	0.00	0	0.00

Total Non-Tollable Traffic Count Entry Details							
Transaction Type	Car/Jeep Count	Bus Count	Truck Count	LCV Count	Multi Axle Vehicle Count	3 Axle Count	AVCX
1	2	3	4	5	6	7	8
Exempt	154	3	18	112	35	25	0
Exit Toll	344	8	172	248	174	86	0
Pass Through NH4	76	12	380	1260	4356	58	0
Pass Through YCEW	162	374	8	20	5	8	0
Card Punch	0	0	0	0	0	0	0
Tag Punch	0	0	0	0	0	0	0
Violation	18	5	0	3	4	1	10

Total Traffic Count Entry Details							
Transaction Type	Car/Jeep Count	Bus Count	Truck Count	LCV Count	Multi Axle Vehicle Count	3 Axle Count	AVCX
1	2	3	4	5	6	7	8
Tollable Traffic	594	11	189	363	55	33	0
Non - Tollable Traffic	745	402	585	1641	4574	170	10
Total Traffic Count	1339	413	744	2004	4629	211	10

Executive Engineer
PW

Superintending Engineer
PW




Prabhakar

KUSGAON YCEW 20/06/2016

Annexure 8 - Daily Tollable Traffic Count and Revenue Entry Details											Annexure 8 - Daily Tollable Traffic Count and Revenue Entry Details			
Date	20-Jun-16													
Section Name	0													
Bank Name where cash depositing	BANK OF INDIA													
Bank Account Number	060220110000001													
Collection Depositing Date	21-Jun-16													
Direction	Kusgaon To Katsamboli													
Transaction Type	Car/Jeep Count	Total Car/Jeep Amount(In Rs)	Bus Count	Total Bus Amount (In Rs.)	Truck Count	Total Truck Amount (In Rs.)	LCV Count	Total LCV Amount (In Rs.)	MAV(Multi Axle Vehicle) Count	Total MAV (Multi Axle Vehicle) Amount (In Rs.)	3 Axle Count	Total 3 Axle Amount (In Rs.)		
1	2	3	4	5	6	7	8	9	10	11	12	13		
Single Journey	658	77084.00	12	4116.00	147	36897.00	315	56700.00	37	29230.00	24	14256.00		
Monthly Pass Sales	0	0.00	0	0.00	0	0.00	0	0.00	0	0.00	0	0.00		
Discounted Coupons Sales 10%	0	0.00	0	0.00	0	0.00	0	0.00	0	0.00	0	0.00		
Discounted Coupons Sales 20%	0	0.00	0	0.00	0	0.00	0	0.00	0	0.00	0	0.00		
Daily Pass Sale	0	0.00	0	0.00	0	0.00	0	0.00	0	0.00	0	0.00		
Local Pass Sales	0	0.00	0	0.00	0	0.00	0	0.00	0	0.00	0	0.00		
Return Pass Sale	0	0.00	0	0.00	0	0.00	0	0.00	0	0.00	0	0.00		
Direction	Kusgaon To Khalapur Connector													
Transaction Type	Car/Jeep Count	Total Car/Jeep Amount(In Rs)	Bus Count	Total Bus Amount (In Rs.)	Truck Count	Total Truck Amount (In Rs.)	LCV Count	Total LCV Amount (In Rs.)	MAV(Multi Axle Vehicle) Count	Total MAV (Multi Axle Vehicle) Amount (In Rs.)	3 Axle Count	Total 3 Axle Amount (In Rs.)		
1	2	3	4	5	6	7	8	9	10	11	12	13		
Single Journey	19	1982.00	3	858.00	4	838.00	9	1350.00	1	659.00	10	4950.00		
Monthly Pass Sales	0	0.00	0	0.00	0	0.00	0	0.00	0	0.00	0	0.00		
Discounted Coupons Sales 10%	0	0.00	0	0.00	0	0.00	0	0.00	0	0.00	0	0.00		
Discounted Coupons Sales 20%	0	0.00	0	0.00	0	0.00	0	0.00	0	0.00	0	0.00		
Daily Pass Sale	0	0.00	0	0.00	0	0.00	0	0.00	0	0.00	0	0.00		
Local Pass Sales	0	0.00	0	0.00	0	0.00	0	0.00	0	0.00	0	0.00		
Return Pass Sale	0	0.00	0	0.00	0	0.00	0	0.00	0	0.00	0	0.00		
Direction	Khopoli To Kusgaon													
Transaction Type	Car/Jeep Count	Total Car/Jeep Amount(In Rs)	Bus Count	Total Bus Amount (In Rs.)	Truck Count	Total Truck Amount (In Rs.)	LCV Count	Total LCV Amount (In Rs.)	MAV(Multi Axle Vehicle) Count	Total MAV (Multi Axle Vehicle) Amount (In Rs.)	3 Axle Count	Total 3 Axle Amount (In Rs.)		
1	2	3	4	5	6	7	8	9	10	11	12	13		
Single Journey	24	2450.00	0	0.00	0	0.00	0	0.00	0	0.00	0	0.00		
Monthly Pass Sales	0	0.00	0	0.00	0	0.00	0	0.00	0	0.00	0	0.00		
Discounted Coupons Sales 10%	0	0.00	0	0.00	0	0.00	0	0.00	0	0.00	0	0.00		
Discounted Coupons Sales 20%	0	0.00	0	0.00	0	0.00	0	0.00	0	0.00	0	0.00		
Daily Pass Sale	0	0.00	0	0.00	0	0.00	0	0.00	0	0.00	0	0.00		
Local Pass Sales	0	0.00	0	0.00	0	0.00	0	0.00	0	0.00	0	0.00		
Return Pass Sale	0	0.00	0	0.00	0	0.00	0	0.00	0	0.00	0	0.00		
Direction	Kusgaon to Khopoli exit													
Transaction Type	Car/Jeep Count	Total Car/Jeep Amount(In Rs)	Bus Count	Total Bus Amount (In Rs.)	Truck Count	Total Truck Amount (In Rs.)	LCV Count	Total LCV Amount (In Rs.)	MAV(Multi Axle Vehicle) Count	Total MAV (Multi Axle Vehicle) Amount (In Rs.)	3 Axle Count	Total 3 Axle Amount (In Rs.)		
1	2	3	4	5	6	7	8	9	10	11	12	13		
Single Journey	0	0.00	0	0.00	7	749.00	25	1350.00	15	3435.00	0	0.00		
Monthly Pass Sales	0	0.00	0	0.00	0	0.00	0	0.00	0	0.00	0	0.00		
Discounted Coupons Sales 10%	0	0.00	0	0.00	0	0.00	0	0.00	0	0.00	0	0.00		
Discounted Coupons Sales 20%	0	0.00	0	0.00	0	0.00	0	0.00	0	0.00	0	0.00		
Daily Pass Sale	0	0.00	0	0.00	0	0.00	0	0.00	0	0.00	0	0.00		
Local Pass Sales	0	0.00	0	0.00	0	0.00	0	0.00	0	0.00	0	0.00		
Return Pass Sale	0	0.00	0	0.00	0	0.00	0	0.00	0	0.00	0	0.00		

Total Non-Tollable Traffic Count Entry Details							
Transaction Type	Car/Jeep Count	Bus Count	Truck Count	LCV Count	Multi Axle Vehicle Count	3 Axle Count	AVCX
1	2	3	4	5	6	7	8
Exempt	154	3	26	108	29	16	0
Exit Toll	335	4	151	199	198	83	0
Pass Through NH4	64	25	333	1076	4136	110	0
Pass Through YCEW	149	398	2	21	5	1	0
Card Punch	0	0	0	0	0	0	0
Tag Punch	2	1	0	0	0	0	0
Violation	11	0	1	2	2	2	15

Total Traffic Count Entry Details							
Transaction Type	Car/Jeep Count	Bus Count	Truck Count	LCV Count	Multi Axle Vehicle Count	3 Axle Count	AVCX
1	2	3	4	5	6	7	8
Tollable Traffic	701	15	158	349	53	34	0
Non - Tollable Traffic	715	431	513	1404	4368	192	15
Total Traffic Count	1416	446	671	1753	4421	226	15



Executive Engineer
P W

Superintending Engineer
P W

Kusgaon, YCEW 19/06/2016


Annexure 8 - Daily Tollable Traffic Count and Revenue Entry Details												Annexure 8 - Daily Tollable Traffic Count and Revenue Entry Details											
Date		19-Jun-16																					
Section Name		0																					
Bank Name where cash depositing		BANK OF INDIA																					
Bank Account Number		060220110000001																					
Collection Date		20-Jun-16																					
Direction		Kusgaon To Kalambell																					
Transaction Type	Car/Jeep Count	Total Car/Jeep Amount (In Rs.)	Bus Count	Total Bus Amount (In Rs.)	Truck Count	Total Truck Amount (In Rs.)	LCV Count	Total LCV Amount (In Rs.)	MAV (Multi Axle Vehicle) Count	Total MAV (Multi Axle Vehicle) Amount (In Rs.)	3 Axle Count	Total 3 Axle Amount (In Rs.)											
1	2	3	4	5	6	7	8	9	10	11	12	13											
Single Journey	1993	232109.00	30	10280.00	138	34638.00	371	66780.00	27	21330.00	25	14550.00											
Monthly Pass Sales	0	0.00	0	0.00	0	0.00	0	0.00	0	0.00	0	0.00											
Discounted Coupons Sales 10%	0	0.00	0	0.00	0	0.00	0	0.00	0	0.00	0	0.00											
Discounted Coupons Sales 20%	0	0.00	0	0.00	0	0.00	0	0.00	0	0.00	0	0.00											
Daily Pass Sale	0	0.00	0	0.00	0	0.00	0	0.00	0	0.00	0	0.00											
Local Pass Sales	0	0.00	0	0.00	0	0.00	0	0.00	0	0.00	0	0.00											
Return Pass Sale	0	0.00	0	0.00	0	0.00	0	0.00	0	0.00	0	0.00											
Direction		Kusgaon To Khalapur Connector																					
Transaction Type	Car/Jeep Count	Total Car/Jeep Amount (In Rs.)	Bus Count	Total Bus Amount (In Rs.)	Truck Count	Total Truck Amount (In Rs.)	LCV Count	Total LCV Amount (In Rs.)	MAV (Multi Axle Vehicle) Count	Total MAV (Multi Axle Vehicle) Amount (In Rs.)	3 Axle Count	Total 3 Axle Amount (In Rs.)											
1	2	3	4	5	6	7	8	9	10	11	12	13											
Single Journey	68	6664.00	2	572.00	2	418.00	12	1800.00	4	2636.00	0	0.00											
Monthly Pass Sales	0	0.00	0	0.00	0	0.00	0	0.00	0	0.00	0	0.00											
Discounted Coupons Sales 10%	0	0.00	0	0.00	0	0.00	0	0.00	0	0.00	0	0.00											
Discounted Coupons Sales 20%	0	0.00	0	0.00	0	0.00	0	0.00	0	0.00	0	0.00											
Daily Pass Sale	0	0.00	0	0.00	0	0.00	0	0.00	0	0.00	0	0.00											
Local Pass Sales	0	0.00	0	0.00	0	0.00	0	0.00	0	0.00	0	0.00											
Return Pass Sale	0	0.00	0	0.00	0	0.00	0	0.00	0	0.00	0	0.00											
Direction		Khopeli To Kusgaon																					
Transaction Type	Car/Jeep Count	Total Car/Jeep Amount (In Rs.)	Bus Count	Total Bus Amount (In Rs.)	Truck Count	Total Truck Amount (In Rs.)	LCV Count	Total LCV Amount (In Rs.)	MAV (Multi Axle Vehicle) Count	Total MAV (Multi Axle Vehicle) Amount (In Rs.)	3 Axle Count	Total 3 Axle Amount (In Rs.)											
1	2	3	4	5	6	7	8	9	10	11	12	13											
Single Journey	55	5390.00	0	0.00	0	0.00	0	0.00	0	0.00	0	0.00											
Monthly Pass Sales	0	0.00	0	0.00	0	0.00	0	0.00	0	0.00	0	0.00											
Discounted Coupons Sales 10%	0	0.00	0	0.00	0	0.00	0	0.00	0	0.00	0	0.00											
Discounted Coupons Sales 20%	0	0.00	0	0.00	0	0.00	0	0.00	0	0.00	0	0.00											
Daily Pass Sale	0	0.00	0	0.00	0	0.00	0	0.00	0	0.00	0	0.00											
Local Pass Sales	0	0.00	0	0.00	0	0.00	0	0.00	0	0.00	0	0.00											
Return Pass Sale	0	0.00	0	0.00	0	0.00	0	0.00	0	0.00	0	0.00											
Direction		Kusgaon to Khopeli exit																					
Transaction Type	Car/Jeep Count	Total Car/Jeep Amount (In Rs.)	Bus Count	Total Bus Amount (In Rs.)	Truck Count	Total Truck Amount (In Rs.)	LCV Count	Total LCV Amount (In Rs.)	MAV (Multi Axle Vehicle) Count	Total MAV (Multi Axle Vehicle) Amount (In Rs.)	3 Axle Count	Total 3 Axle Amount (In Rs.)											
1	2	3	4	5	6	7	8	9	10	11	12	13											
Single Journey	0	0.00	0	0.00	4	535.00	29	4566.00	15	3435.00	0	0.00											
Monthly Pass Sales	0	0.00	0	0.00	0	0.00	0	0.00	0	0.00	0	0.00											
Discounted Coupons Sales 10%	0	0.00	0	0.00	0	0.00	0	0.00	0	0.00	0	0.00											
Discounted Coupons Sales 20%	0	0.00	0	0.00	0	0.00	0	0.00	0	0.00	0	0.00											
Daily Pass Sale	0	0.00	0	0.00	0	0.00	0	0.00	0	0.00	0	0.00											
Local Pass Sales	0	0.00	0	0.00	0	0.00	0	0.00	0	0.00	0	0.00											
Return Pass Sale	0	0.00	0	0.00	0	0.00	0	0.00	0	0.00	0	0.00											

Total Non-Tollable Traffic Count Entry Details							
Transaction Type	Car/Jeep Count	Bus Count	Truck Count	LCV Count	Multi Axle Vehicle Count	3 Axle Count	AVCX
1	2	3	4	5	6	7	8
Exempt	291	15	12	96	32	10	0
Exit Toll	731	12	128	164	183	60	0
Pass Through NH4	131	39	251	808	3210	93	0
Pass Through YCEW	275	479	2	15	4	3	0
Card Punch	0	0	0	0	0	0	0
Tag Punch	1	0	0	0	0	0	0
Violation	42	1	2	5	2	2	20

Total Traffic Count Entry Details							
Transaction Type	Car/Jeep Count	Bus Count	Truck Count	LCV Count	Multi Axle Vehicle Count	3 Axle Count	AVCX
1	2	3	4	5	6	7	8
Tollable Traffic	2106	32	145	412	46	25	0
Non - Tollable Traffic	1471	540	393	1086	3411	168	20
Total Traffic Count	3577	578	538	1498	3457	193	20

Executive Engineer
P.W.

Superintending Engineer
P.W.



Annexure 8 - Daily Tollable Traffic Count and Revenue Entry Details												Annexure 8 - Daily Tollable Traffic Count and Revenue Entry Details	
Date	21-Jun-16												
Section Name	0												
Bank Name where cash depositing	IDBI BANK												
*Bank Account Number	0189102000014049												
Collection Depositing Date	22-Jun-16												
Direction	Shedung to Kalamboli												
Transaction Type	Car /Jeep Count	Total Car/Jeep Amount(In Rs.)	Bus Count	Total Bus Amount (In Rs.)	Truck Count	Total Truck Amount (In Rs.)	LCV Count	Total LCV Amount (In Rs.)	MAV(Multi Axle Vehicle) Count	Total MAV (Multi Axle Vehicle) Amount (In Rs.)	3 Axle Count	Total 3 Axle Amount (In Rs.)	
1	2	3			4	5	6	7	8	9	10	11	
Single Journey	685	23975.00	18	1422.00	236	18644.00	691	30404.00	313	54775.00	135	18090.00	
Monthly Pass Sales	0	0.00	0	0.00	0	0.00	0	0.00	0	0.00	0	0.00	
Discounted Coupons Sales 10%	0	0.00	0	0.00	0	0.00	0	0.00	0	0.00	0	0.00	
Discounted Coupons Sales 20%	0	0.00	0	0.00	0	0.00	0	0.00	0	0.00	0	0.00	
Daily Pass Sale	0	0.00	0	0.00	0	0.00	0	0.00	0	0.00	0	0.00	
Local Pass Sales	0	0.00	0	0.00	0	0.00	0	0.00	0	0.00	0	0.00	
Return Pass Sale	0	0.00	0	0.00	0	0.00	0	0.00	0	0.00	0	0.00	
Direction	Kalamboli to Shedung												
Transaction Type	Car /Jeep Count	Total Car/Jeep Amount(In Rs.)	Bus Count	Total Bus Amount (In Rs.)	Truck Count	Total Truck Amount (In Rs.)	LCV Count	Total LCV Amount (In Rs.)	MAV(Multi Axle Vehicle) Count	Total MAV (Multi Axle Vehicle) Amount (In Rs.)	3 Axle Count	Total 3 Axle Amount (In Rs.)	
1	2	3			4	5	6	7	8	9	10	11	
Single Journey	628	29015.00	51	4029.00	239	18881.00	852	37488.00	545	95725.00	138	18826.00	
Monthly Pass Sales	0	0.00	0	0.00	0	0.00	0	0.00	0	0.00	0	0.00	
Discounted Coupons Sales 10%	0	0.00	0	0.00	0	0.00	0	0.00	0	0.00	0	0.00	
Discounted Coupons Sales 20%	0	0.00	0	0.00	0	0.00	0	0.00	0	0.00	0	0.00	
Daily Pass Sale	0	0.00	0	0.00	0	0.00	0	0.00	0	0.00	0	0.00	
Local Pass Sales	0	0.00	0	0.00	0	0.00	0	0.00	0	0.00	0	0.00	
Return Pass Sale	0	0.00	0	0.00	0	0.00	0	0.00	0	0.00	0	0.00	

Total Non-Tollable Traffic Count Entry Details							
Transaction Type	Car/Jeep Count	Bus Count	Truck Count	LCV Count	Multi Axle Vehicle Count	3 Axle Count	AVCX
1	2	3	4	5	6	7	8
Exempt	1722	40	21	313	21	27	0
Exit Toll	0	0	0	0	0	0	0
Pass Through NH4	318	5	161	655	817	281	0
Pass Through YCEW	0	0	0	0	0	0	0
Card Punch	0	0	0	0	0	0	0
Tag Punch	1	0	0	0	1	1	0
Violation	144	6	0	23	4	1	31

Total Traffic Count Entry Details							
Transaction Type	Car/Jeep Count	Bus Count	Truck Count	LCV Count	Multi Axle Vehicle Count	3 Axle Count	AVCX
1	2	3	4	5	6	7	
Tollable Traffic	1513	69	475	1543	858	273	0
Non - Tollable Traffic	2185	51	182	991	843	310	31
Total Traffic Count	3698	120	657	2534	1701	583	31



Signature

Executive Engineer
P.W.

Superintending Engineer
P.W.

* The Collector Bank Changed from Bank of India Dombivli Branch to IDBI Bank Old Panvel Branch from 18th June-2016.

Annexure 8 - Daily Tollable Traffic Count and Revenue Entry Details												
Date	20-Jun-16											
Section Name	0											
Bank Name where cash depositing	IDBI BANK											
*Bank Account Number	0189102000014049											
Collection Depositing Date	21-Jun-16											
Direction	Shedung to Kalamboii											
Transaction Type	Car/Jeep Count	Total Car/Jeep Amount(In Rs.)	Bus Count	Total Bus Amount (In Rs.)	Truck Count	Total Truck Amount (In Rs.)	LCV Count	Total LCV Amount (In Rs.)	MAV(Multi Axle Vehicle) Count	Total MAV (Multi Axle Vehicle) Amount (In Rs.)	3 Axle Count	Total 3 Axle Amount (In Rs.)
1	2	3	4	5	6	7	8	9	10	11	12	13
Single Journey	687	24080.00	28	2212.00	171	13509.00	615	27060.00	321	56350.00	156	20904.00
Monthly Pass Sales	0	0.00	0	0.00	0	0.00	0	0.00	0	0.00	0	0.00
Discounted Coupons Sales 10%	0	0.00	0	0.00	0	0.00	0	0.00	0	0.00	0	0.00
Discounted Coupons Sales 20%	0	0.00	0	0.00	0	0.00	0	0.00	0	0.00	0	0.00
Daily Pass Sale	0	0.00	0	0.00	0	0.00	0	0.00	0	0.00	0	0.00
Local Pass Sales	0	0.00	0	0.00	0	0.00	0	0.00	0	0.00	0	0.00
Return Pass Sale	0	0.00	0	0.00	0	0.00	0	0.00	0	0.00	0	0.00
Direction	Kalamboii to Shedung											
Transaction Type	Car/Jeep Count	Total Car/Jeep Amount(In Rs.)	Bus Count	Total Bus Amount (In Rs.)	Truck Count	Total Truck Amount (In Rs.)	LCV Count	Total LCV Amount (In Rs.)	MAV(Multi Axle Vehicle) Count	Total MAV (Multi Axle Vehicle) Amount (In Rs.)	3 Axle Count	Total 3 Axle Amount (In Rs.)
1	2	3	4	5	6	7	8	9	10	11	12	13
Single Journey	841	29435.00	54	4266.00	254	20066.00	765	33660.00	448	78400.00	201	26934.00
Monthly Pass Sales	0	0.00	0	0.00	0	0.00	0	0.00	0	0.00	0	0.00
Discounted Coupons Sales 10%	0	0.00	0	0.00	0	0.00	0	0.00	0	0.00	0	0.00
Discounted Coupons Sales 20%	0	0.00	0	0.00	0	0.00	0	0.00	0	0.00	0	0.00
Daily Pass Sale	0	0.00	0	0.00	0	0.00	0	0.00	0	0.00	0	0.00
Local Pass Sales	0	0.00	0	0.00	0	0.00	0	0.00	0	0.00	0	0.00
Return Pass Sale	0	0.00	0	0.00	0	0.00	0	0.00	0	0.00	0	0.00

Total Non-Tollable Traffic Count Entry Details							
Transaction Type	Car/Jeep Count	Bus Count	Truck Count	LCV Count	Multi Axle Vehicle Count	3 Axle Count	AVCX
1	2	3	4	5	6	7	8
Exempt	1671	40	23	297	17	48	0
Exit Toll	0	0	0	0	0	0	0
Pass Through NH4	303	9	139	623	833	293	0
Pass Through YCEW	0	0	0	0	0	0	0
Card Punch	0	0	0	0	0	0	0
Tag Punch	2	0	0	0	2	0	0
Violation	261	2	3	25	5	6	38

Total Traffic Count Entry Details							
Transaction Type	Car/Jeep Count	Bus Count	Truck Count	LCV Count	Multi Axle Vehicle Count	3 Axle Count	AVCX
1	2	3	4	5	6	7	8
Tollable Traffic	1528	82	425	1380	769	357	0
Non - Tollable Traffic	2237	51	165	945	857	347	38
Total Traffic Count	3765	133	590	2325	1626	704	38

Executive Engineer
P.W.

Superintending Engineer
P.W.



Paulkarni

* The Collection Bank Changed from Bank of India Dombivli Branch to IDBI Bank Dd Penvel Branch from 16th June-2016.

Shedding Date 19/06/2016


Annexure 8 - Daily Tollable Traffic Count and Revenue Entry Details											Annexure 8 - Daily Tollable Traffic Count and Revenue Entry Details		
Date	19-Jun-16												
Section Name	0												
Bank Name where cash depositing	IDBI BANK												
*Bank Account Number	0189102000014049												
Collection Depositing Date	20-Jun-16												
Direction	Shedung to Kalamboli												
Transaction Type	Car/Jeep Count	Total Car/Jeep Amount (in Rs.)	Bus Count	Total Bus Amount (in Rs.)	Truck Count	Total Truck Amount (in Rs.)	LCV Count	Total LCV Amount (in Rs.)	MAV(Multi Axle Vehicle) Count	Total MAV (Multi Axle Vehicle) Amount (in Rs.)	3 Axle Count	Total 3 Axle Amount (in Rs.)	
1	2	3	4	5	6	7	8	9	10	11	12	13	
Single Journey	1391	48720.00	12	946.00	147	11613.00	417	16348.00	229	39900.00	99	13286.00	
Monthly Pass Sales	0	0.00	0	0.00	0	0.00	0	0.00	0	0.00	0	0.00	
Discounted Coupons Sales 10%	0	0.00	0	0.00	0	0.00	0	0.00	0	0.00	0	0.00	
Discounted Coupons Sales 20%	0	0.00	0	0.00	0	0.00	0	0.00	0	0.00	0	0.00	
Daily Pass Sale	0	0.00	0	0.00	0	0.00	0	0.00	0	0.00	0	0.00	
Local Pass Sales	0	0.00	0	0.00	0	0.00	0	0.00	0	0.00	0	0.00	
Return Pass Sale	0	0.00	0	0.00	0	0.00	0	0.00	0	0.00	0	0.00	
Direction	Kalamboli to Shedung												
Transaction Type	Car/Jeep Count	Total Car/Jeep Amount (in Rs.)	Bus Count	Total Bus Amount (in Rs.)	Truck Count	Total Truck Amount (in Rs.)	LCV Count	Total LCV Amount (in Rs.)	MAV(Multi Axle Vehicle) Count	Total MAV (Multi Axle Vehicle) Amount (in Rs.)	3 Axle Count	Total 3 Axle Amount (in Rs.)	
1	2	3	4	5	6	7	8	9	10	11	12	13	
Single Journey	1334	46725.00	51	4029.00	109	8511.00	409	17996.00	376	65900.00	109	14606.00	
Monthly Pass Sales	0	0.00	0	0.00	0	0.00	0	0.00	0	0.00	0	0.00	
Discounted Coupons Sales 10%	0	0.00	0	0.00	0	0.00	0	0.00	0	0.00	0	0.00	
Discounted Coupons Sales 20%	0	0.00	0	0.00	0	0.00	0	0.00	0	0.00	0	0.00	
Daily Pass Sale	0	0.00	0	0.00	0	0.00	0	0.00	0	0.00	0	0.00	
Local Pass Sales	0	0.00	0	0.00	0	0.00	0	0.00	0	0.00	0	0.00	
Return Pass Sale	0	0.00	0	0.00	0	0.00	0	0.00	0	0.00	0	0.00	

Total Non-Tollable Traffic Count Entry Details							
Transaction Type	Car/Jeep Count	Bus Count	Truck Count	LCV Count	Multi Axle Vehicle Count	3 Axle Count	AVCX
1	2	3	4	5	6	7	8
Exempt	1419	13	33	217	7	15	0
Exit Toll	0	0	0	0	0	0	0
Pass Through NH4	423	9	121	414	767	198	0
Pass Through YCEW	0	0	0	0	0	0	0
Card Punch	0	0	0	0	0	0	0
Tag Punch	2	0	0	0	2	0	0
Violation	193	0	1	24	6	1	22

Total Traffic Count Entry Details							
Transaction Type	Car/Jeep Count	Bus Count	Truck Count	LCV Count	Multi Axle Vehicle Count	3 Axle Count	AVCX
1	2	3	4	5	6	7	8
Tollable Traffic	2725	63	255	626	604	206	0
Non-Tollable Traffic	2037	22	155	655	784	214	22
Total Traffic Count	4762	85	410	1281	1388	420	22

Executive Engineer
P W

Superintending Engineer
P W



* The Collection Bank Changed from Bank of India Damodar Branch to IDBI Bank Old Panvel Branch from 15th June-2016

Shedung 18/06/2016


Annexure B - Daily Tollable Traffic Count and Revenue Entry Details											Annexure B - Daily Tollable Traffic Count and Revenue Entry Details	
Date	18-Jun-16											
Section Name	0											
Bank Name where cash depositing	IDBI BANK											
*Bank Account Number	0189102000014049											
Collection Depositing Date	20-Jun-16											
Direction	Shedung to Kalamboli											
Transaction Type	Car/Jeep Count	Total Car/Jeep Amount (In Rs.)	Bus Count	Total Bus Amount (In Rs.)	Truck Count	Total Truck Amount (In Rs.)	LCV Count	Total LCV Amount (In Rs.)	MAV(Multi Axle Vehicle) Count	Total MAV (Multi Axle Vehicle) Amount (In Rs.)	3 Axle Count	Total 3 Axle Amount (In Rs.)
1	2	3	4	5	6	7	8	9	10	11	12	13
Single Journey	1077	37765.00	33	2607.00	227	17933.00	622	27368.00	350	61250.00	145	19430.00
Monthly Pass Sales	0	0.00	0	0.00	0	0.00	0	0.00	0	0.00	0	0.00
Discounted Coupons Sales 10%	0	0.00	0	0.00	0	0.00	0	0.00	0	0.00	0	0.00
Discounted Coupons Sales 20%	0	0.00	0	0.00	0	0.00	0	0.00	0	0.00	0	0.00
Daily Pass Sale	0	0.00	0	0.00	0	0.00	0	0.00	0	0.00	0	0.00
Local Pass Sales	0	0.00	0	0.00	0	0.00	0	0.00	0	0.00	0	0.00
Return Pass Sale	0	0.00	0	0.00	0	0.00	0	0.00	0	0.00	0	0.00
Direction	Kalamboli to Shedung											
Transaction Type	Car/Jeep Count	Total Car/Jeep Amount (In Rs.)	Bus Count	Total Bus Amount (In Rs.)	Truck Count	Total Truck Amount (In Rs.)	LCV Count	Total LCV Amount (In Rs.)	MAV(Multi Axle Vehicle) Count	Total MAV (Multi Axle Vehicle) Amount (In Rs.)	3 Axle Count	Total 3 Axle Amount (In Rs.)
1	2	3	4	5	6	7	8	9	10	11	12	13
Single Journey	1619	56665.00	76	5925.00	244	19276.00	827	36388.00	503	88200.00	193	25882.00
Monthly Pass Sales	0	0.00	0	0.00	0	0.00	0	0.00	0	0.00	0	0.00
Discounted Coupons Sales 10%	0	0.00	0	0.00	0	0.00	0	0.00	0	0.00	0	0.00
Discounted Coupons Sales 20%	0	0.00	0	0.00	0	0.00	0	0.00	0	0.00	0	0.00
Daily Pass Sale	0	0.00	0	0.00	0	0.00	0	0.00	0	0.00	0	0.00
Local Pass Sales	0	0.00	0	0.00	0	0.00	0	0.00	0	0.00	0	0.00
Return Pass Sale	0	0.00	0	0.00	0	0.00	0	0.00	0	0.00	0	0.00

Total Non-Tollable Traffic Count Entry Details							
Transaction Type	Car/Jeep Count	Bus Count	Truck Count	LCV Count	Multi Axle Vehicle Count	3 Axle Count	AVCX
1	2	3	4	5	6	7	8
Exempt	1602	24	34	304	22	44	0
Exit Toll	0	0	0	0	0	0	0
Pass Through NH4	380	8	150	696	629	296	0
Pass Through YCEW	0	0	0	0	0	0	0
Card Punch	2	0	0	0	0	0	0
Tag Punch	3	0	0	0	1	0	0
Violation	352	7	13	67	17	16	79

Total Traffic Count Entry Details							
Transaction Type	Car/Jeep Count	Bus Count	Truck Count	LCV Count	Multi Axle Vehicle Count	3 Axle Count	AVCX
1	2	3	4	5	6	7	8
Tollable Traffic	2696	108	471	1449	853	338	0
Non - Tollable Traffic	2319	39	197	1067	869	360	79
Total Traffic Count	5015	147	668	2516	1722	698	79

Executive Engineer
PW

Superintending Engineer
PW



Handwritten signature

* The Collection Bank Changed from Bank of India Dombivli Branch to IDBI Bank Old Panvel Branch from 16th June-2015

Talegaon yojna 21/06/2016

Annexure 8 - Daily Tollable Traffic Count and Revenue Entry Details

Date	21-Jun-16
Section Name	D
Bank Name where cash depositing	BANK OF INDIA
Bank Account Number	080220110000001
Collection Depositing Date	22-Jun-16

Direction Talegaon To Mumbai												
Transaction Type	Car/Jeep Count	Total Car/Jeep Amount(In Rs)	Bus Count	Total Bus Amount (In Rs.)	Truck Count	Total Truck Amount (In Rs.)	LCV Count	Total LCV Amount (In Rs.)	MAV(Multi Axle Vehicle) Count	Total MAV (Multi Axle Vehicle) Amount (In Rs.)	3 Axle Count	Total 3 Axle Amount (In Rs.)
1	2	3	4	5	6	7	8	9	10	11	12	13
Single Journey	5355	1812510.00	1052	603802.00	1020	358947.00	1919	570624.00	515	647477.00	539	534798.00
Monthly Pass Sales	0	0.00	0	0.00	0	0.00	0	0.00	0	0.00	0	0.00
Discounted Coupons Sales 10%	0	0.00	0	0.00	0	0.00	0	0.00	0	0.00	0	0.00
Discounted Coupons Sales 20%	0	0.00	0	0.00	0	0.00	0	0.00	0	0.00	0	0.00
Daily Pass Sale	0	0.00	0	0.00	0	0.00	0	0.00	0	0.00	0	0.00
Local Pass Sales	0	0.00	0	0.00	0	0.00	0	0.00	0	0.00	0	0.00
Return Pass Sale	0	0.00	0	0.00	0	0.00	0	0.00	0	0.00	0	0.00

Direction Talegaon To Khalsapur Contractor												
Transaction Type	Car/Jeep Count	Total Car/Jeep Amount(In Rs)	Bus Count	Total Bus Amount (In Rs.)	Truck Count	Total Truck Amount (In Rs.)	LCV Count	Total LCV Amount (In Rs.)	MAV(Multi Axle Vehicle) Count	Total MAV (Multi Axle Vehicle) Amount (In Rs.)	3 Axle Count	Total 3 Axle Amount (In Rs.)
1	2	3	4	5	6	7	8	9	10	11	12	13
Single Journey	171	24986.00	1	428.00	32	10048.00	28	6300.00	50	49400.00	17	12531.00
Monthly Pass Sales	0	0.00	0	0.00	0	0.00	0	0.00	0	0.00	0	0.00
Discounted Coupons Sales 10%	0	0.00	0	0.00	0	0.00	0	0.00	0	0.00	0	0.00
Discounted Coupons Sales 20%	0	0.00	0	0.00	0	0.00	0	0.00	0	0.00	0	0.00
Daily Pass Sale	0	0.00	0	0.00	0	0.00	0	0.00	0	0.00	0	0.00
Local Pass Sales	0	0.00	0	0.00	0	0.00	0	0.00	0	0.00	0	0.00
Return Pass Sale	0	0.00	0	0.00	0	0.00	0	0.00	0	0.00	0	0.00

Direction Talegaon To Kusgaon												
Transaction Type	Car/Jeep Count	Total Car/Jeep Amount(In Rs)	Bus Count	Total Bus Amount (In Rs.)	Truck Count	Total Truck Amount (In Rs.)	LCV Count	Total LCV Amount (In Rs.)	MAV(Multi Axle Vehicle) Count	Total MAV (Multi Axle Vehicle) Amount (In Rs.)	3 Axle Count	Total 3 Axle Amount (In Rs.)
1	2	3	4	5	6	7	8	9	10	11	12	13
Single Journey	1156	135262.00	10	3430.00	77	19327.00	192	34560.00	46	36340.00	69	40986.00
Monthly Pass Sales	0	0.00	0	0.00	0	0.00	0	0.00	0	0.00	0	0.00
Discounted Coupons Sales 10%	0	0.00	0	0.00	0	0.00	0	0.00	0	0.00	0	0.00
Discounted Coupons Sales 20%	0	0.00	0	0.00	0	0.00	0	0.00	0	0.00	0	0.00
Daily Pass Sale	0	0.00	0	0.00	0	0.00	0	0.00	0	0.00	0	0.00
Local Pass Sales	0	0.00	0	0.00	0	0.00	0	0.00	0	0.00	0	0.00
Return Pass Sale	0	0.00	0	0.00	0	0.00	0	0.00	0	0.00	0	0.00

Direction Talegaon To Pune												
Transaction Type	Car/Jeep Count	Total Car/Jeep Amount(In Rs)	Bus Count	Total Bus Amount (In Rs.)	Truck Count	Total Truck Amount (In Rs.)	LCV Count	Total LCV Amount (In Rs.)	MAV(Multi Axle Vehicle) Count	Total MAV (Multi Axle Vehicle) Amount (In Rs.)	3 Axle Count	Total 3 Axle Amount (In Rs.)
1	2	3	4	5	6	7	8	9	10	11	12	13
Single Journey	1168	138177.00	48	19668.00	40	10040.00	186	30240.00	10	13431.00	14	9308.00
Monthly Pass Sales	0	0.00	0	0.00	0	0.00	0	0.00	0	0.00	0	0.00
Discounted Coupons Sales 10%	0	0.00	0	0.00	0	0.00	0	0.00	0	0.00	0	0.00
Discounted Coupons Sales 20%	0	0.00	0	0.00	0	0.00	0	0.00	0	0.00	0	0.00
Daily Pass Sale	0	0.00	0	0.00	0	0.00	0	0.00	0	0.00	0	0.00
Local Pass Sales	0	0.00	0	0.00	0	0.00	0	0.00	0	0.00	0	0.00
Return Pass Sale	0	0.00	0	0.00	0	0.00	0	0.00	0	0.00	0	0.00

Total Non-Tollable Traffic Count Entry Details							
Transaction Type	Car/Jeep Count	Bus Count	Truck Count	LCV Count	Multi Axle Vehicle Count	3 Axle Count	AVCX
1	2	3	4	5	6	7	8
Exempt	2935	11	26	306	4	0	0
Exit Toll	6661	1041	1198	2114	797	761	0
Pass Through NH4	0	0	0	0	0	0	0
Pass Through YCEW	0	0	0	0	0	0	0
Card Punch	41	0	0	10	0	0	0
Tag Punch	34	18	2	9	17	3	0
Violation	124	2	2	7	0	1	13

Total Traffic Count Entry Details							
Transaction Type	Car/Jeep Count	Bus Count	Truck Count	LCV Count	Multi Axle Vehicle Count	3 Axle Count	AVCX
1	2	3	4	5	6	7	8
Tollable Traffic	1880	1111	1169	2305	621	639	0
Non - Tollable Traffic	12795	1072	1229	2446	818	765	13
Total Traffic Count	24675	2183	2397	4751	1439	1404	13

MAHARASHTRA INFRASTRUCTURE PRIVATE LIMITED
MUMBAI
P. Kulkarni

Executive Engineer
PW


Superintending Engineer
PW

Talegaon VCSW 20/06/2016

Annexure 8 - Daily Tollable Traffic Count and Revenue Entry Details												Annexure 8 - Daily Tollable Traffic Count and Revenue Entry Details	
Date	20-Jun-16												
Section Name	0												
Bank Name where cash depositing	BANK OF INDIA												
Bank Account Number	060220110000001												
Collection Depositing Date	21-Jun-16												
Direction Talegaon To Mumbai													
Transaction Type	Car/Jeep Count	Total Car/Jeep Amount(In Rs)	Bus Count	Total Bus Amount (In Rs.)	Truck Count	Total Truck Amount (In Rs.)	LCV Count	Total LCV Amount (In Rs.)	MAV(Multi Axle Vehicle) Count	Total MAV (Multi Axle Vehicle) Amount (In Rs.)	3 Axle Count	Total 3 Axle Amount (In Rs.)	
1	2	3	4	5	6	7	8	9	10	11	12	13	
Single Journey	10379	2006391.00	1121	644299.00	1815	389388.00	1813	539742.00	531	673381.00	583	578358.00	
Monthly Pass Sales	0	0.00	0	0.00	0	0.00	0	0.00	0	0.00	0	0.00	
Discounted Coupons Sales 10%	0	0.00	0	0.00	0	0.00	0	0.00	0	0.00	0	0.00	
Discounted Coupons Sales 20%	0	0.00	0	0.00	0	0.00	0	0.00	0	0.00	0	0.00	
Daily Pass Sale	0	0.00	0	0.00	0	0.00	0	0.00	0	0.00	0	0.00	
Local Pass Sales	0	0.00	0	0.00	0	0.00	0	0.00	0	0.00	0	0.00	
Return Pass Sale	0	0.00	0	0.00	0	0.00	0	0.00	0	0.00	0	0.00	
Direction Talegaon To Khalapur Connector													
Transaction Type	Car/Jeep Count	Total Car/Jeep Amount(In Rs)	Bus Count	Total Bus Amount (In Rs.)	Truck Count	Total Truck Amount (In Rs.)	LCV Count	Total LCV Amount (In Rs.)	MAV(Multi Axle Vehicle) Count	Total MAV (Multi Axle Vehicle) Amount (In Rs.)	3 Axle Count	Total 3 Axle Amount (In Rs.)	
1	2	3	4	5	6	7	8	9	10	11	12	13	
Single Journey	192	28032.00	2	856.00	16	5024.00	33	7425.00	43	42484.00	26	19318.00	
Monthly Pass Sales	0	0.00	0	0.00	0	0.00	0	0.00	0	0.00	0	0.00	
Discounted Coupons Sales 10%	0	0.00	0	0.00	0	0.00	0	0.00	0	0.00	0	0.00	
Discounted Coupons Sales 20%	0	0.00	0	0.00	0	0.00	0	0.00	0	0.00	0	0.00	
Daily Pass Sale	0	0.00	0	0.00	0	0.00	0	0.00	0	0.00	0	0.00	
Local Pass Sales	0	0.00	0	0.00	0	0.00	0	0.00	0	0.00	0	0.00	
Return Pass Sale	0	0.00	0	0.00	0	0.00	0	0.00	0	0.00	0	0.00	
Direction Talegaon To Kusaon													
Transaction Type	Car/Jeep Count	Total Car/Jeep Amount(In Rs)	Bus Count	Total Bus Amount (In Rs.)	Truck Count	Total Truck Amount (In Rs.)	LCV Count	Total LCV Amount (In Rs.)	MAV(Multi Axle Vehicle) Count	Total MAV (Multi Axle Vehicle) Amount (In Rs.)	3 Axle Count	Total 3 Axle Amount (In Rs.)	
1	2	3	4	5	6	7	8	9	10	11	12	13	
Single Journey	1064	126828.00	15	5145.00	71	17821.00	177	31860.00	49	39500.00	72	42768.00	
Monthly Pass Sales	0	0.00	0	0.00	0	0.00	0	0.00	0	0.00	0	0.00	
Discounted Coupons Sales 10%	0	0.00	0	0.00	0	0.00	0	0.00	0	0.00	0	0.00	
Discounted Coupons Sales 20%	0	0.00	0	0.00	0	0.00	0	0.00	0	0.00	0	0.00	
Daily Pass Sale	0	0.00	0	0.00	0	0.00	0	0.00	0	0.00	0	0.00	
Local Pass Sales	0	0.00	0	0.00	0	0.00	0	0.00	0	0.00	0	0.00	
Return Pass Sale	0	0.00	0	0.00	0	0.00	0	0.00	0	0.00	0	0.00	
Direction Kusaon To Pune													
Transaction Type	Car/Jeep Count	Total Car/Jeep Amount(In Rs)	Bus Count	Total Bus Amount (In Rs.)	Truck Count	Total Truck Amount (In Rs.)	LCV Count	Total LCV Amount (In Rs.)	MAV(Multi Axle Vehicle) Count	Total MAV (Multi Axle Vehicle) Amount (In Rs.)	3 Axle Count	Total 3 Axle Amount (In Rs.)	
1	2	3	4	5	6	7	8	9	10	11	12	13	
Single Journey	1222	144807.08	51	20582.00	47	11797.00	148	27480.00	11	12378.00	23	14454.00	
Monthly Pass Sales	0	0.00	0	0.00	0	0.00	0	0.00	0	0.00	0	0.00	
Discounted Coupons Sales 10%	0	0.00	0	0.00	0	0.00	0	0.00	0	0.00	0	0.00	
Discounted Coupons Sales 20%	0	0.00	0	0.00	0	0.00	0	0.00	0	0.00	0	0.00	
Daily Pass Sale	0	0.00	0	0.00	0	0.00	0	0.00	0	0.00	0	0.00	
Local Pass Sales	0	0.00	0	0.00	0	0.00	0	0.00	0	0.00	0	0.00	
Return Pass Sale	0	0.00	0	0.00	0	0.00	0	0.00	0	0.00	0	0.00	

Total Non-Tollable Traffic Count Entry Details							
Transaction Type	Car/Jeep Count	Bus Count	Truck Count	LCV Count	Multi Axle Vehicle Count	3 Axle Count	AVCX
1	2	3	4	5	6	7	8
Exempt	2948	11	23	253	5	4	0
Exit Toll	10161	1066	1102	1830	723	706	0
Pass Through NH4	0	0	0	0	0	0	0
Pass Through YCEW	0	0	0	0	0	0	0
Card Punch	44	0	0	11	0	0	0
Tag Punch	33	25	1	11	19	6	0
Violation	339	4	1	13	1	1	9

Total Traffic Count Entry Details							
Transaction Type	Car/Jeep Count	Bus Count	Truck Count	LCV Count	Multi Axle Vehicle Count	3 Axle Count	AVCX
1	2	3	4	5	6	7	8
Tollable Traffic	12877	1189	1149	2171	634	704	0
Non-Tollable Traffic	13525	1106	1127	2118	748	717	9
Total Traffic Count	26402	2295	2276	4289	1382	1421	9



Executive Engineer
P W

Superintending Engineer
P W

Talgaon - Yelgaon
19/06/2016

Annexure B - Daily Tollable Traffic Count and Revenue Entry Details

Date	19-Jun-16
Section Name	0
Bank Name where cash depositing	BANK OF INDIA
Bank Account Number	06022011000001
Collection Depositing Date	20-Jun-16

Direction		Talgaon To Mumbai										
Transaction Type	Car/Jeep Count	Total Car/Jeep Amount(In Rs)	Bus Count	Total Bus Amount (In Rs.)	Truck Count	Total Truck Amount (In Rs.)	LCV Count	Total LCV Amount (In Rs.)	MAV(Multi Axle Vehicle) Count	Total MAV (Multi Axle Vehicle) Amount (In Rs.)	3 Axle Count	Total 3 Axle Amount (In Rs.)
1	2	3	4	5	6	7	8	9	10	11	12	13
Single Journey	15730	3041115.00	1312	750464.00	1176	449731.00	1801	536735.00	543	663025.00	568	659340.00
Monthly Pass Sales	0	0.00	0	0.00	0	0.00	0	0.00	0	0.00	0	0.00
Discounted Coupons Sales 10%	0	0.00	0	0.00	0	0.00	0	0.00	0	0.00	0	0.00
Discounted Coupons Sales 20%	0	0.00	0	0.00	0	0.00	0	0.00	0	0.00	0	0.00
Daily Pass Sale	0	0.00	0	0.00	0	0.00	0	0.00	0	0.00	0	0.00
Local Pass Sales	0	0.00	0	0.00	0	0.00	0	0.00	0	0.00	0	0.00
Return Pass Sale	0	0.00	0	0.00	0	0.00	0	0.00	0	0.00	0	0.00

Direction		Talgaon To Khalapur Connector										
Transaction Type	Car/Jeep Count	Total Car/Jeep Amount(In Rs)	Bus Count	Total Bus Amount (In Rs.)	Truck Count	Total Truck Amount (In Rs.)	LCV Count	Total LCV Amount (In Rs.)	MAV(Multi Axle Vehicle) Count	Total MAV (Multi Axle Vehicle) Amount (In Rs.)	3 Axle Count	Total 3 Axle Amount (In Rs.)
1	2	3	4	5	6	7	8	9	10	11	12	13
Single Journey	295	43070.00	5	2140.00	21	8594.00	30	6750.00	26	25688.00	15	11745.00
Monthly Pass Sales	0	0.00	0	0.00	0	0.00	0	0.00	0	0.00	0	0.00
Discounted Coupons Sales 10%	0	0.00	0	0.00	0	0.00	0	0.00	0	0.00	0	0.00
Discounted Coupons Sales 20%	0	0.00	0	0.00	0	0.00	0	0.00	0	0.00	0	0.00
Daily Pass Sale	0	0.00	0	0.00	0	0.00	0	0.00	0	0.00	0	0.00
Local Pass Sales	0	0.00	0	0.00	0	0.00	0	0.00	0	0.00	0	0.00
Return Pass Sale	0	0.00	0	0.00	0	0.00	0	0.00	0	0.00	0	0.00

Direction		Talgaon To Kusgaon										
Transaction Type	Car/Jeep Count	Total Car/Jeep Amount(In Rs)	Bus Count	Total Bus Amount (In Rs.)	Truck Count	Total Truck Amount (In Rs.)	LCV Count	Total LCV Amount (In Rs.)	MAV(Multi Axle Vehicle) Count	Total MAV (Multi Axle Vehicle) Amount (In Rs.)	3 Axle Count	Total 3 Axle Amount (In Rs.)
1	2	3	4	5	6	7	8	9	10	11	12	13
Single Journey	2213	258921.00	16	5488.00	85	21556.00	130	23400.00	30	23700.00	59	34452.00
Monthly Pass Sales	0	0.00	0	0.00	0	0.00	0	0.00	0	0.00	0	0.00
Discounted Coupons Sales 10%	0	0.00	0	0.00	0	0.00	0	0.00	0	0.00	0	0.00
Discounted Coupons Sales 20%	0	0.00	0	0.00	0	0.00	0	0.00	0	0.00	0	0.00
Daily Pass Sale	0	0.00	0	0.00	0	0.00	0	0.00	0	0.00	0	0.00
Local Pass Sales	0	0.00	0	0.00	0	0.00	0	0.00	0	0.00	0	0.00
Return Pass Sale	0	0.00	0	0.00	0	0.00	0	0.00	0	0.00	0	0.00

Direction		Kusgaon To Pune										
Transaction Type	Car/Jeep Count	Total Car/Jeep Amount(In Rs)	Bus Count	Total Bus Amount (In Rs.)	Truck Count	Total Truck Amount (In Rs.)	LCV Count	Total LCV Amount (In Rs.)	MAV(Multi Axle Vehicle) Count	Total MAV (Multi Axle Vehicle) Amount (In Rs.)	3 Axle Count	Total 3 Axle Amount (In Rs.)
1	2	3	4	5	6	7	8	9	10	11	12	13
Single Journey	2511	294606.00	44	15321.00	27	6777.00	146	26940.00	8	8154.00	9	5346.00
Monthly Pass Sales	0	0.00	0	0.00	0	0.00	0	0.00	0	0.00	0	0.00
Discounted Coupons Sales 10%	0	0.00	0	0.00	0	0.00	0	0.00	0	0.00	0	0.00
Discounted Coupons Sales 20%	0	0.00	0	0.00	0	0.00	0	0.00	0	0.00	0	0.00
Daily Pass Sale	0	0.00	0	0.00	0	0.00	0	0.00	0	0.00	0	0.00
Local Pass Sales	0	0.00	0	0.00	0	0.00	0	0.00	0	0.00	0	0.00
Return Pass Sale	0	0.00	0	0.00	0	0.00	0	0.00	0	0.00	0	0.00

Total Non-Tollable Traffic Count Entry Details							
Transaction Type	Car/Jeep Count	Bus Count	Truck Count	LCV Count	Multi Axle Vehicle Count	3 Axle Count	AVCX
1	2	3	4	5	6	7	8
Exempt	3282	7	15	174	6	2	0
Exit Toll	10838	1084	774	1354	666	472	3
Pass Through NH4	0	0	0	0	0	0	0
Pass Through YCEV	0	0	0	0	0	0	0
Card Punch	9	0	0	1	0	0	0
Tag Punch	22	20	0	9	8	1	0
Violation	2371	3	1	34	4	2	35

Total Traffic Count Entry Details							
Transaction Type	Car/Jeep Count	Bus Count	Truck Count	LCV Count	Multi Axle Vehicle Count	3 Axle Count	AVCX
1	2	3	4	5	6	7	8
Tollable Traffic	20749	1377	1310	2107	507	746	0
Non - Tollable Traffic	16522	1114	790	1582	706	477	35
Total Traffic Count	37271	2491	2100	3689	1313	1225	35

Mumbai Infrastructure Projects Limited
MUMBAI
R. Kulkarni

Executive Engineer
P.W.


Superintending Engineer
P.W.

Telegoon YCEW
18/06/2016

Annexure 8 - Daily Tollable Traffic Count and Revenue Entry Details											Annexure 8 - Daily Tollable Traffic Count and Revenue Entry Details			
Date		18-Jun-16												
Section Name		0												
Bank Name where cash depositing		BANK OF INDIA												
Bank Account Number		060220110000001												
Collection Date		20-Jun-16												
Depositing Date														
Direction		Telegoon To Mumbai												
Transaction Type	Car/Jeep Count	Total Car/Jeep Amount(In Rs)	Bus Count	Total Bus Amount (In Rs.)	Truck Count	Total Truck Amount (In Rs.)	LCV Count	Total LCV Amount (In Rs.)	MAV(Multi Axle Vehicle) Count	Total MAV (Multi Axle Vehicle) Amount (In Rs.)	3 Axle Count	Total 3 Axle Amount (In Rs.)		
1	2	3	4	5	6	7	8	9	10	11	12	13		
Single Journey	12392	2394339.00	1214	597838.00	839	316034.00	1636	466696.00	473	597579.00	472	470250.00		
Monthly Pass Sales	0	0.00	0	0.00	0	0.00	0	0.00	0	0.00	0	0.00		
Discounted Coupons Sales 10%	0	0.00	0	0.00	0	0.00	0	0.00	0	0.00	0	0.00		
Discounted Coupons Sales 20%	0	0.00	0	0.00	0	0.00	0	0.00	0	0.00	0	0.00		
Daily Pass Sale	0	0.00	0	0.00	0	0.00	0	0.00	0	0.00	0	0.00		
Local Pass Sales	0	0.00	0	0.00	0	0.00	0	0.00	0	0.00	0	0.00		
Return Pass Sale	0	0.00	0	0.00	0	0.00	0	0.00	0	0.00	0	0.00		
Direction		Telegoon To Khalapur Connector												
Transaction Type	Car/Jeep Count	Total Car/Jeep Amount(In Rs)	Bus Count	Total Bus Amount (In Rs.)	Truck Count	Total Truck Amount (In Rs.)	LCV Count	Total LCV Amount (In Rs.)	MAV(Multi Axle Vehicle) Count	Total MAV (Multi Axle Vehicle) Amount (In Rs.)	3 Axle Count	Total 3 Axle Amount (In Rs.)		
1	2	3	4	5	6	7	8	9	10	11	12	13		
Single Journey	463	67698.00	9	3852.00	20	6280.00	39	8550.00	47	46436.00	18	13374.00		
Monthly Pass Sales	0	0.00	0	0.00	0	0.00	0	0.00	0	0.00	0	0.00		
Discounted Coupons Sales 10%	0	0.00	0	0.00	0	0.00	0	0.00	0	0.00	0	0.00		
Discounted Coupons Sales 20%	0	0.00	0	0.00	0	0.00	0	0.00	0	0.00	0	0.00		
Daily Pass Sale	0	0.00	0	0.00	0	0.00	0	0.00	0	0.00	0	0.00		
Local Pass Sales	0	0.00	0	0.00	0	0.00	0	0.00	0	0.00	0	0.00		
Return Pass Sale	0	0.00	0	0.00	0	0.00	0	0.00	0	0.00	0	0.00		
Direction		Telegoon To Kusaon												
Transaction Type	Car/Jeep Count	Total Car/Jeep Amount(In Rs)	Bus Count	Total Bus Amount (In Rs.)	Truck Count	Total Truck Amount (In Rs.)	LCV Count	Total LCV Amount (In Rs.)	MAV(Multi Axle Vehicle) Count	Total MAV (Multi Axle Vehicle) Amount (In Rs.)	3 Axle Count	Total 3 Axle Amount (In Rs.)		
1	2	3	4	5	6	7	8	9	10	11	12	13		
Single Journey	2313	270621.00	19	6517.00	99	24849.00	226	40680.00	73	67670.00	122	72469.00		
Monthly Pass Sales	0	0.00	0	0.00	0	0.00	0	0.00	0	0.00	0	0.00		
Discounted Coupons Sales 10%	0	0.00	0	0.00	0	0.00	0	0.00	0	0.00	0	0.00		
Discounted Coupons Sales 20%	0	0.00	0	0.00	0	0.00	0	0.00	0	0.00	0	0.00		
Daily Pass Sale	0	0.00	0	0.00	0	0.00	0	0.00	0	0.00	0	0.00		
Local Pass Sales	0	0.00	0	0.00	0	0.00	0	0.00	0	0.00	0	0.00		
Return Pass Sale	0	0.00	0	0.00	0	0.00	0	0.00	0	0.00	0	0.00		
Direction		Kusaon To Pune												
Transaction Type	Car/Jeep Count	Total Car/Jeep Amount(In Rs)	Bus Count	Total Bus Amount (In Rs.)	Truck Count	Total Truck Amount (In Rs.)	LCV Count	Total LCV Amount (In Rs.)	MAV(Multi Axle Vehicle) Count	Total MAV (Multi Axle Vehicle) Amount (In Rs.)	3 Axle Count	Total 3 Axle Amount (In Rs.)		
1	2	3	4	5	6	7	8	9	10	11	12	13		
Single Journey	2129	250897.00	60	21610.00	38	9538.00	200	36540.00	15	12904.00	16	12078.00		
Monthly Pass Sales	0	0.00	0	0.00	0	0.00	0	0.00	0	0.00	0	0.00		
Discounted Coupons Sales 10%	0	0.00	0	0.00	0	0.00	0	0.00	0	0.00	0	0.00		
Discounted Coupons Sales 20%	0	0.00	0	0.00	0	0.00	0	0.00	0	0.00	0	0.00		
Daily Pass Sale	0	0.00	0	0.00	0	0.00	0	0.00	0	0.00	0	0.00		
Local Pass Sales	0	0.00	0	0.00	0	0.00	0	0.00	0	0.00	0	0.00		
Return Pass Sale	0	0.00	0	0.00	0	0.00	0	0.00	0	0.00	0	0.00		

Total Non-Tollable Traffic Count Entry Details							
Transaction Type	Car/Jeep Count	Bus Count	Truck Count	LCV Count	Multi Axle Vehicle Count	3 Axle Count	AVCX
1	2	3	4	5	6	7	8
Exempt	3432	6	23	259	4	4	0
Exit Toll	12874	1057	1268	2105	787	757	0
Pass Through NH4	0	0	0	0	0	0	0
Pass Through YCEW	0	0	0	0	0	0	0
Card Punch	29	0	0	8	0	0	0
Tag Punch	30	15	0	7	9	6	0
Violation	1075	3	0	20	1	1	22

Total Traffic Count Entry Details							
Transaction Type	Car/Jeep Count	Bus Count	Truck Count	LCV Count	Multi Axle Vehicle Count	3 Axle Count	AVCX
1	2	3	4	5	6	7	8
Tollable Traffic	17297	1302	996	2100	608	628	0
Non - Tollable Traffic	17440	1081	1291	2399	801	796	22
Total Traffic Count	34737	2383	2287	4499	1409	1426	22


 P. W.

Executive Engineer
P.W.

Superintending Engineer
P.W.