



जावक क्र.मरारविम/१९/सव्यस/पसक/२०१६/३४९

दिनांक- २०.०६.२०१६

अवर सचिव (खा.र.१),
सार्वजनिक बांधकाम विभाग,
मादाम कामा मार्ग, हुतात्मा राजगुरु चौक,
मंत्रालय, मुंबई ४०० ०३२.

विषय: विक्ली ट्राफिक डाटा देणेबाबत.

संदर्भ: अवर सचिव (खा.र.१), सार्वजनिक बांधकाम विभाग, मंत्रालय, मुंबई यांचे पत्र
क्र.माअअ-२०१५/प्र.क्र.३४४/रस्ते-८ दि.०५.०५.२०१६

महोदय,

वरील संदर्भिय पत्रान्वये आपण विक्ली ट्राफिक डाटाबाबत माहिती मागितलेली होती. सदर माहिती पुढील कार्यवाहीकरीता सादर करण्यात येत आहे.

- केडगाव (R.O.B.) (१३-२० जून २०१६)
- आय.आर.डी.पी. सोलापूर (१३-२० जून २०१६)
- किणी-तासवडे (NH-4) (१०-२० जून २०१६)
- यशवंत चव्हाण एक्सप्रेस वे (मुंबई-पुणे एक्सप्रेस वे) (१२-१७ जून २०१६)

सोबत- छायांकित प्रती एकूण २७ पृष्ठ.

आपला विश्वासू,

(व्ही. सुरेश राजू)

कार्यकारी अभियंता (पसक),
मरारविम (मर्या.), मुंबई.

प्रत- मा. श्री. शा.सि.पाटील, अधिक्षक अभियंता, (पसक), मरारविम (मर्या.), मुंबई यांना माहितीसाठी सादर.

MSRDC Toll Data

Project Name	From Date	To Date		
ROB Kedgaon Toll Plaza	13-Jun-2016	20-Jun-2016	<input type="button" value="Search"/>	<input type="button" value="Clear"/>

Project Name	Date	Date Collection	Till Date Collection
ROB Kedgaon Toll Plaza	13 Jun 2016	₹ 8,330.00	₹ 769,05,860.00
ROB Kedgaon Toll Plaza	14 Jun 2016	₹ 13,480.00	₹ 770,40,660.00
ROB Kedgaon Toll Plaza	15 Jun 2016	₹ 10,200.00	₹ 771,42,660.00
ROB Kedgaon Toll Plaza	16 Jun 2016	₹ 13,410.00	₹ 772,76,760.00
ROB Kedgaon Toll Plaza	17 Jun 2016	₹ 12,810.00	₹ 774,04,860.00
ROB Kedgaon Toll Plaza	18 Jun 2016	₹ 10,520.00	₹ 775,10,060.00
ROB Kedgaon Toll Plaza	19 Jun 2016	₹ 6,760.00	₹ 775,77,660.00
ROB Kedgaon Toll Plaza	20 Jun 2016	₹ 7,715.00	₹ 776,54,810.00

Displayed data is provided by the respective Toll Contractor. Rajdeep Info Techno Pvt. Ltd. is not responsible for authenticity of data.

MSRDC Toll Data

Project Name	From Date	To Date		
IRDP Solapur	13-Jun-2016	20-Jun-2016	Search	Clear

Project Name	Date	Date Collection	Till Date Collection
IRDP Solapur	13 Jun 2016	₹ 1,62,706.00	₹ 2578,00,000.00
IRDP Solapur	14 Jun 2016	₹ 1,74,743.00	₹ 2580,00,000.00
IRDP Solapur	15 Jun 2016	₹ 1,59,757.00	₹ 2881,00,000.00
IRDP Solapur	16 Jun 2016	₹ 1,80,857.00	₹ 2583,00,000.00
IRDP Solapur	17 Jun 2016	₹ 1,63,417.00	₹ 2585,00,000.00
IRDP Solapur	18 Jun 2016	₹ 1,81,417.00	₹ 2587,00,000.00
IRDP Solapur	19 Jun 2016	₹ 1,44,260.00	₹ 2588,00,000.00
IRDP Solapur	20 Jun 2016	₹ 1,52,932.00	₹ 2590,00,000.00

Displayed data is provided by the respective Toll Contractor. Rajdeep Info Techno Pvt. Ltd. is not responsible for authenticity of data.

MSRDC Toll Data

Project Name	From Date	To Date		
Satara Kagal Section NH - 4	10-Jun-2016	20-Jun-2016	Search	Clear

Project Name	Date	Date Collection	Till Date Collection
Satara Kagal Section NH - 4	10 Jun 2016	₹ 47,95,618.00	₹ 69105,00,000.00
Satara Kagal Section NH - 4	11 Jun 2016	₹ 42,96,290.00	₹ 69105,00,000.00
Satara Kagal Section NH - 4	12 Jun 2016	₹ 47,19,041.00	₹ 69105,00,000.00
Satara Kagal Section NH - 4	13 Jun 2016	₹ 39,62,614.00	₹ 69105,00,000.00
Satara Kagal Section NH - 4	14 Jun 2016	₹ 38,83,222.00	₹ 69105,00,000.00
Satara Kagal Section NH - 4	15 Jun 2016	₹ 41,04,838.00	₹ 69105,00,000.00
Satara Kagal Section NH - 4	16 Jun 2016	₹ 40,44,524.00	₹ 69105,00,000.00
Satara Kagal Section NH - 4	17 Jun 2016	₹ 41,75,727.00	₹ 69105,00,000.00
Satara Kagal Section NH - 4	18 Jun 2016	₹ 39,61,522.00	₹ 69105,00,000.00
Satara Kagal Section NH - 4	19 Jun 2016	₹ 43,14,977.00	₹ 69105,00,000.00
Satara Kagal Section NH - 4	20 Jun 2016	₹ 35,02,417.00	₹ 69105,00,000.00

Displayed data is provided by the respective Toll Contractor. Rajdeep Info Techno Pvt. Ltd. is not responsible for authenticity of data.

17/06/2016

Annexure B - Daily Tollable Traffic Count and Revenue Entry Details

Date: 17-Jun-16
 Section Name: B
 Bank Name where cash depositing: ICBI BANK
 * Bank Account Number: 0189102000014045
 Collection Date: 18-Jun-16

Transaction Type	Car/Jeep Count	Total Car/Jeep Amount (in Rs.)	Bus Count	Total Bus Amount (in Rs.)	Truck Count	Total Truck Amount (in Rs.)	LCV Count	Total LCV Amount (in Rs.)	MAV/Multi Axle Vehicle Count	Total MAV (Multi Axle Vehicle) Amount (in Rs.)	3 Axle Count	Total 3 Axle Amount (in Rs.)
Single Journey	1307	2594163.00	1187	571843.00	1073	448514.00	2022	806780.00	643	84901.00	592	530674.00
Monthly Pass Sales	0	0	0	0	0	0	0	0	0	0	0	0
Discounted Coupons Sales 10%	0	0	0	0	0	0	0	0	0	0	0	0
Discounted Coupons Sales 20%	0	0	0	0	0	0	0	0	0	0	0	0
Daily Pass Sale	0	0	0	0	0	0	0	0	0	0	0	0
Local Pass Sales	0	0	0	0	0	0	0	0	0	0	0	0
Return Pass Sale	0	0	0	0	0	0	0	0	0	0	0	0

Transaction Type	Car/Jeep Count	Total Car/Jeep Amount (in Rs.)	Bus Count	Total Bus Amount (in Rs.)	Truck Count	Total Truck Amount (in Rs.)	LCV Count	Total LCV Amount (in Rs.)	MAV/Multi Axle Vehicle Count	Total MAV (Multi Axle Vehicle) Amount (in Rs.)	3 Axle Count	Total 3 Axle Amount (in Rs.)
Single Journey	4176	488562.00	87	22981.00	189	42419.00	432	77700.00	51	40290.00	32	15008.00
Monthly Pass Sales	0	0	0	0	0	0	0	0	0	0	0	0
Discounted Coupons Sales 10%	0	0	0	0	0	0	0	0	0	0	0	0
Discounted Coupons Sales 20%	0	0	0	0	0	0	0	0	0	0	0	0
Daily Pass Sale	0	0	0	0	0	0	0	0	0	0	0	0
Local Pass Sales	0	0	0	0	0	0	0	0	0	0	0	0
Return Pass Sale	0	0	0	0	0	0	0	0	0	0	0	0

Transaction Type	Car/Jeep Count	Total Car/Jeep Amount (in Rs.)	Bus Count	Total Bus Amount (in Rs.)	Truck Count	Total Truck Amount (in Rs.)	LCV Count	Total LCV Amount (in Rs.)	MAV/Multi Axle Vehicle Count	Total MAV (Multi Axle Vehicle) Amount (in Rs.)	3 Axle Count	Total 3 Axle Amount (in Rs.)
Single Journey	581	5684.00	2	572.00	19	3762.00	32	4300.00	171	11269.00	48	23760.00
Monthly Pass Sales	0	0	0	0	0	0	0	0	0	0	0	0
Discounted Coupons Sales 10%	0	0	0	0	0	0	0	0	0	0	0	0
Discounted Coupons Sales 20%	0	0	0	0	0	0	0	0	0	0	0	0
Daily Pass Sale	0	0	0	0	0	0	0	0	0	0	0	0
Local Pass Sales	0	0	0	0	0	0	0	0	0	0	0	0
Return Pass Sale	0	0	0	0	0	0	0	0	0	0	0	0

Transaction Type	Car/Jeep Count	Total Car/Jeep Amount (in Rs.)	Bus Count	Total Bus Amount (in Rs.)	Truck Count	Total Truck Amount (in Rs.)	LCV Count	Total LCV Amount (in Rs.)	MAV/Multi Axle Vehicle Count	Total MAV (Multi Axle Vehicle) Amount (in Rs.)	3 Axle Count	Total 3 Axle Amount (in Rs.)
Single Journey	391	57068.00	12	5136.00	41	25434.00	118	25550.00	182	17916.00	132	8076.00
Monthly Pass Sales	0	0	0	0	0	0	0	0	0	0	0	0
Discounted Coupons Sales 10%	0	0	0	0	0	0	0	0	0	0	0	0
Discounted Coupons Sales 20%	0	0	0	0	0	0	0	0	0	0	0	0
Daily Pass Sale	0	0	0	0	0	0	0	0	0	0	0	0
Local Pass Sales	0	0	0	0	0	0	0	0	0	0	0	0
Return Pass Sale	0	0	0	0	0	0	0	0	0	0	0	0

Transaction Type	Car/Jeep Count	Total Car/Jeep Amount (in Rs.)	Bus Count	Total Bus Amount (in Rs.)	Truck Count	Total Truck Amount (in Rs.)	LCV Count	Total LCV Amount (in Rs.)	MAV/Multi Axle Vehicle Count	Total MAV (Multi Axle Vehicle) Amount (in Rs.)	3 Axle Count	Total 3 Axle Amount (in Rs.)
Single Journey	2389	282449.00	41	17382.00	57	14307.00	197	35820.00	22	20015.00	18	12078.00
Monthly Pass Sales	0	0	0	0	0	0	0	0	0	0	0	0
Discounted Coupons Sales 10%	0	0	0	0	0	0	0	0	0	0	0	0
Discounted Coupons Sales 20%	0	0	0	0	0	0	0	0	0	0	0	0
Daily Pass Sale	0	0	0	0	0	0	0	0	0	0	0	0
Local Pass Sales	0	0	0	0	0	0	0	0	0	0	0	0
Return Pass Sale	0	0	0	0	0	0	0	0	0	0	0	0


Transaction Type	Car/Jeep Count	Total Car/Jeep Amount (in Rs.)	Bus Count	Total Bus Amount (in Rs.)	Truck Count	Total Truck Amount (in Rs.)	LCV Count	Total LCV Amount (in Rs.)	MAV/Multi Axle Vehicle Count	Total MAV (Multi Axle Vehicle) Amount (in Rs.)	3 Axle Count	Total 3 Axle Amount (in Rs.)
Single Journey	26	2744.00	0	0.00	3	627.00	8	1200.00	2	1318.00	0	0.00
Monthly Pass Sales	0	0	0	0	0	0	0	0	0	0	0	0
Discounted Coupons Sales 10%	0	0	0	0	0	0	0	0	0	0	0	0
Discounted Coupons Sales 20%	0	0	0	0	0	0	0	0	0	0	0	0
Daily Pass Sale	0	0	0	0	0	0	0	0	0	0	0	0
Local Pass Sales	0	0	0	0	0	0	0	0	0	0	0	0
Return Pass Sale	0	0	0	0	0	0	0	0	0	0	0	0

Transaction Type	Car/Jeep Count	Bus Count	Truck Count	LCV Count	Multi Axle Vehicle Count	3 Axle Count	AVCX
Exempt	2872	83	83	167	135	88	0
EWI Toll	5526	1022	1128	1854	537	815	0
Pass Through NH	13	5	160	286	2563	182	0
Pass Through YCEW	0	0	0	0	0	0	0
Card Punch	85	0	0	14	0	0	0
Tag Punch	16	20	2	9	131	6	0
Violation	8509	25	342	851	92	121	152

Transaction Type	Car/Jeep Count	Bus Count	Truck Count	LCV Count	Multi Axle Vehicle Count	3 Axle Count	AVCX
Tollable Traffic	20120	1203	1401	2809	1071	820	0
Non-Tollable Traffic	16126	1192	1706	2758	5345	980	152
Total Traffic Count	36246	2451	3107	5567	4417	1802	152

Executive Engineer P.V.
 Succeeding Engineer P.V.

* The Collection Bank Changed from Bank of India Dornakal Branch to ICBI Old Panvel Branch from 16th June 2016.



16/06/2016

Date: 16-Jun-16
 Section Name: 0
 Bank Name where Cash depositing: ICBI BANK
 Bank Account Number: 0169102000014540
 Collection Date: 17-Jun-16

Direction: Mumbai To Pune

Transaction Type	Car/Jeep Count	Total Car/Jeep Amount (in Rs.)	Bus Count	Total Bus Amount (in Rs.)	Truck Count	Total Truck Amount (in Rs.)	LCV Count	Total LCV Amount (in Rs.)	MAV (Multi Axle Vehicle) Count	Total MAV (Multi Axle Vehicle) Amount (in Rs.)	3 Axle Count	Total 3 Axle Amount (in Rs.)
Single Journey	10400	2033650.00	1107	896378.00	1195	450761.00	2373	625440.00	781	1009347.00	686	688634.00
Monthly Pass Sales	0	0	0	0	0	0	0	0	0	0	0	0
Discounted Coupons Sales 10%	0	0	0	0	0	0	0	0	0	0	0	0
Discounted Coupons Sales 20%	0	0	0	0	0	0	0	0	0	0	0	0
Daily Pass Sale	0	0	0	0	0	0	0	0	0	0	0	0
Local Pass Sales	0	0	0	0	0	0	0	0	0	0	0	0
Return Pass Sale	0	0	0	0	0	0	0	0	0	0	0	0

Direction: Mumbai To Nurgan

Transaction Type	Car/Jeep Count	Total Car/Jeep Amount (in Rs.)	Bus Count	Total Bus Amount (in Rs.)	Truck Count	Total Truck Amount (in Rs.)	LCV Count	Total LCV Amount (in Rs.)	MAV (Multi Axle Vehicle) Count	Total MAV (Multi Axle Vehicle) Amount (in Rs.)	3 Axle Count	Total 3 Axle Amount (in Rs.)
Single Journey	2667	326459.00	30	19230.00	229	57479.08	468	50640.00	47	27130.00	40	23780.00
Monthly Pass Sales	0	0	0	0	0	0	0	0	0	0	0	0
Discounted Coupons Sales 10%	0	0	0	0	0	0	0	0	0	0	0	0
Discounted Coupons Sales 20%	0	0	0	0	0	0	0	0	0	0	0	0
Daily Pass Sale	0	0	0	0	0	0	0	0	0	0	0	0
Local Pass Sales	0	0	0	0	0	0	0	0	0	0	0	0
Return Pass Sale	0	0	0	0	0	0	0	0	0	0	0	0

Direction: Khat Connector To Kurlan

Transaction Type	Car/Jeep Count	Total Car/Jeep Amount (in Rs.)	Bus Count	Total Bus Amount (in Rs.)	Truck Count	Total Truck Amount (in Rs.)	LCV Count	Total LCV Amount (in Rs.)	MAV (Multi Axle Vehicle) Count	Total MAV (Multi Axle Vehicle) Amount (in Rs.)	3 Axle Count	Total 3 Axle Amount (in Rs.)
Single Journey	41	5378.00	1	280.00	15	2125.00	12	4800.00	176	117302.00	55	27225.00
Monthly Pass Sales	0	0	0	0	0	0	0	0	0	0	0	0
Discounted Coupons Sales 10%	0	0	0	0	0	0	0	0	0	0	0	0
Discounted Coupons Sales 20%	0	0	0	0	0	0	0	0	0	0	0	0
Daily Pass Sale	0	0	0	0	0	0	0	0	0	0	0	0
Local Pass Sales	0	0	0	0	0	0	0	0	0	0	0	0
Return Pass Sale	0	0	0	0	0	0	0	0	0	0	0	0

Direction: Khat Connector To Pune

Transaction Type	Car/Jeep Count	Total Car/Jeep Amount (in Rs.)	Bus Count	Total Bus Amount (in Rs.)	Truck Count	Total Truck Amount (in Rs.)	LCV Count	Total LCV Amount (in Rs.)	MAV (Multi Axle Vehicle) Count	Total MAV (Multi Axle Vehicle) Amount (in Rs.)	3 Axle Count	Total 3 Axle Amount (in Rs.)
Single Journey	293	42778.00	7	2896.00	64	26378.00	106	23850.00	171	160946.00	141	106763.00
Monthly Pass Sales	0	0	0	0	0	0	0	0	0	0	0	0
Discounted Coupons Sales 10%	0	0	0	0	0	0	0	0	0	0	0	0
Discounted Coupons Sales 20%	0	0	0	0	0	0	0	0	0	0	0	0
Daily Pass Sale	0	0	0	0	0	0	0	0	0	0	0	0
Local Pass Sales	0	0	0	0	0	0	0	0	0	0	0	0
Return Pass Sale	0	0	0	0	0	0	0	0	0	0	0	0

Direction: Nurgan To Mumbai

Transaction Type	Car/Jeep Count	Total Car/Jeep Amount (in Rs.)	Bus Count	Total Bus Amount (in Rs.)	Truck Count	Total Truck Amount (in Rs.)	LCV Count	Total LCV Amount (in Rs.)	MAV (Multi Axle Vehicle) Count	Total MAV (Multi Axle Vehicle) Amount (in Rs.)	3 Axle Count	Total 3 Axle Amount (in Rs.)
Single Journey	2202	263940.00	61	24057.00	66	17068.00	221	40440.00	28	25242.00	12	7128.00
Monthly Pass Sales	0	0	0	0	0	0	0	0	0	0	0	0
Discounted Coupons Sales 10%	0	0	0	0	0	0	0	0	0	0	0	0
Discounted Coupons Sales 20%	0	0	0	0	0	0	0	0	0	0	0	0
Daily Pass Sale	0	0	0	0	0	0	0	0	0	0	0	0
Local Pass Sales	0	0	0	0	0	0	0	0	0	0	0	0
Return Pass Sale	0	0	0	0	0	0	0	0	0	0	0	0

Direction: Nurgan To Khat Connector

Transaction Type	Car/Jeep Count	Total Car/Jeep Amount (in Rs.)	Bus Count	Total Bus Amount (in Rs.)	Truck Count	Total Truck Amount (in Rs.)	LCV Count	Total LCV Amount (in Rs.)	MAV (Multi Axle Vehicle) Count	Total MAV (Multi Axle Vehicle) Amount (in Rs.)	3 Axle Count	Total 3 Axle Amount (in Rs.)
Single Journey	30	3528.00	1	786.00	4	208.00	4	600.00	0	689.00	10	3495.00
Monthly Pass Sales	0	0	0	0	0	0	0	0	0	0	0	0
Discounted Coupons Sales 10%	0	0	0	0	0	0	0	0	0	0	0	0
Discounted Coupons Sales 20%	0	0	0	0	0	0	0	0	0	0	0	0
Daily Pass Sale	0	0	0	0	0	0	0	0	0	0	0	0
Local Pass Sales	0	0	0	0	0	0	0	0	0	0	0	0
Return Pass Sale	0	0	0	0	0	0	0	0	0	0	0	0


Total Non-Tollable Traffic Count Entry Details

Transaction Type	Car/Jeep Count	Bus Count	Truck Count	LCV Count	Multi Axle Vehicle Count	3 Axle Count	AVCY
Exempt	2830	46	52	179	88	26	0
Exit Toll	5050	1039	1052	1763	574	818	0
Pass Through NH4	13	10	148	266	2371	192	0
Pass Through TCEW	0	0	0	0	0	0	0
Card Punch	76	1	0	13	0	0	0
Tag Punch	27	22	0	7	12	1	0
Violation	6703	33	399	616	169	158	110

Total Traffic Count Entry Details

Transaction Type	Car/Jeep Count	Bus Count	Truck Count	LCV Count	Multi Axle Vehicle Count	3 Axle Count	AVCY
Tollable Traffic	15863	1207	1522	2894	1786	917	0
Non - Tollable Traffic	14974	1163	1652	2777	3248	925	110
Total Traffic Count	30837	2360	3244	5601	4632	1932	110

Executive Engineer P.W. Supervising Engineer P.W.




* The Collection Bank Changed from Bank of India Deccan Branch to ICBI Bank Old Panvel Branch from 16th June 2016

Khatapur YCEW 15/06/2016

Annexure 8 - Daily Tollable Traffic Count and Revenue Entry Details											Annexure 8 - Daily Tollable Traffic Count and Revenue Entry Details										
Date: 15-Jun-18																					
Section Name: 9																					
Bank Name where cash depositing: 9ANK OF INDIA																					
Bank Account Number: 009520110000046																					
Collection Date: 18-Jun-19																					
Direction: Mumbai To Pune																					
Transaction Type	Car/Jeep Count	Total Car/Jeep Amount (in Rs.)	Bus Count	Total Bus Amount (in Rs.)	Truck Count	Total Truck Amount (in Rs.)	LCV Count	Total LCV Amount (in Rs.)	MAV(Multi Axis Vehicle) Count	Total MAV (Multi Axis Vehicle) Amount (in Rs.)	3 Axle Count	Total 3 Axle Amount (in Rs.)									
1	2	3	4	5	6	7	8	9	10	11	12	13									
Single Journey	10431	2047363.80	1155	695119.80	1152	461538.00	2026	86160.80	689	912943.80	673	668092.00									
Monthly Pass Sales	0	0	0	0	0	0	0	0	0	0	0	0									
Discounted Coupons Sales 10%	0	0	0	0	0	0	0	0	0	0	0	0									
Discounted Coupons Sales 20%	0	0	0	0	0	0	0	0	0	0	0	0									
Daily Pass Sale	0	0	0	0	0	0	0	0	0	0	0	0									
Local Pass Sales	0	0	0	0	0	0	0	0	0	0	0	0									
Return Pass Sale	0	0	0	0	0	0	0	0	0	0	0	0									
Direction: Mumbai To Khatapur																					
Transaction Type	Car/Jeep Count	Total Car/Jeep Amount (in Rs.)	Bus Count	Total Bus Amount (in Rs.)	Truck Count	Total Truck Amount (in Rs.)	LCV Count	Total LCV Amount (in Rs.)	MAV(Multi Axis Vehicle) Count	Total MAV (Multi Axis Vehicle) Amount (in Rs.)	3 Axle Count	Total 3 Axle Amount (in Rs.)									
1	2	3	4	5	6	7	8	9	10	11	12	13									
Single Journey	2655	334035.80	42	14406.00	198	49698.00	413	74349.80	54	42660.80	42	24948.80									
Monthly Pass Sales	0	0	0	0	0	0	0	0	0	0	0	0									
Discounted Coupons Sales 10%	0	0	0	0	0	0	0	0	0	0	0	0									
Discounted Coupons Sales 20%	0	0	0	0	0	0	0	0	0	0	0	0									
Daily Pass Sale	0	0	0	0	0	0	0	0	0	0	0	0									
Local Pass Sales	0	0	0	0	0	0	0	0	0	0	0	0									
Return Pass Sale	0	0	0	0	0	0	0	0	0	0	0	0									
Direction: Khatapur Connector To Khatapur																					
Transaction Type	Car/Jeep Count	Total Car/Jeep Amount (in Rs.)	Bus Count	Total Bus Amount (in Rs.)	Truck Count	Total Truck Amount (in Rs.)	LCV Count	Total LCV Amount (in Rs.)	MAV(Multi Axis Vehicle) Count	Total MAV (Multi Axis Vehicle) Amount (in Rs.)	3 Axle Count	Total 3 Axle Amount (in Rs.)									
1	2	3	4	5	6	7	8	9	10	11	12	13									
Single Journey	37	3626.80	9	9.80	22	4599.00	42	6380.80	141	92918.80	36	17620.80									
Monthly Pass Sales	0	0	0	0	0	0	0	0	0	0	0	0									
Discounted Coupons Sales 10%	0	0	0	0	0	0	0	0	0	0	0	0									
Discounted Coupons Sales 20%	0	0	0	0	0	0	0	0	0	0	0	0									
Daily Pass Sale	0	0	0	0	0	0	0	0	0	0	0	0									
Local Pass Sales	0	0	0	0	0	0	0	0	0	0	0	0									
Return Pass Sale	0	0	0	0	0	0	0	0	0	0	0	0									
Direction: Khatapur Connector To Pune																					
Transaction Type	Car/Jeep Count	Total Car/Jeep Amount (in Rs.)	Bus Count	Total Bus Amount (in Rs.)	Truck Count	Total Truck Amount (in Rs.)	LCV Count	Total LCV Amount (in Rs.)	MAV(Multi Axis Vehicle) Count	Total MAV (Multi Axis Vehicle) Amount (in Rs.)	3 Axle Count	Total 3 Axle Amount (in Rs.)									
1	2	3	4	5	6	7	8	9	10	11	12	13									
Single Journey	273	39858.80	8	2568.00	80	25129.80	105	23825.09	149	138320.00	157	116551.80									
Monthly Pass Sales	0	0	0	0	0	0	0	0	0	0	0	0									
Discounted Coupons Sales 10%	0	0	0	0	0	0	0	0	0	0	0	0									
Discounted Coupons Sales 20%	0	0	0	0	0	0	0	0	0	0	0	0									
Daily Pass Sale	0	0	0	0	0	0	0	0	0	0	0	0									
Local Pass Sales	0	0	0	0	0	0	0	0	0	0	0	0									
Return Pass Sale	0	0	0	0	0	0	0	0	0	0	0	0									
Direction: Khatapur To Mumbai																					
Transaction Type	Car/Jeep Count	Total Car/Jeep Amount (in Rs.)	Bus Count	Total Bus Amount (in Rs.)	Truck Count	Total Truck Amount (in Rs.)	LCV Count	Total LCV Amount (in Rs.)	MAV(Multi Axis Vehicle) Count	Total MAV (Multi Axis Vehicle) Amount (in Rs.)	3 Axle Count	Total 3 Axle Amount (in Rs.)									
1	2	3	4	5	6	7	8	9	10	11	12	13									
Single Journey	2349	276393.00	45	17839.00	59	14806.00	117	32520.80	29	25544.80	19	11494.00									
Monthly Pass Sales	0	0	0	0	0	0	0	0	0	0	0	0									
Discounted Coupons Sales 10%	0	0	0	0	0	0	0	0	0	0	0	0									
Discounted Coupons Sales 20%	0	0	0	0	0	0	0	0	0	0	0	0									
Daily Pass Sale	0	0	0	0	0	0	0	0	0	0	0	0									
Local Pass Sales	0	0	0	0	0	0	0	0	0	0	0	0									
Return Pass Sale	0	0	0	0	0	0	0	0	0	0	0	0									
Direction: Khatapur To Khatapur Connector																					
Transaction Type	Car/Jeep Count	Total Car/Jeep Amount (in Rs.)	Bus Count	Total Bus Amount (in Rs.)	Truck Count	Total Truck Amount (in Rs.)	LCV Count	Total LCV Amount (in Rs.)	MAV(Multi Axis Vehicle) Count	Total MAV (Multi Axis Vehicle) Amount (in Rs.)	3 Axle Count	Total 3 Axle Amount (in Rs.)									
1	2	3	4	5	6	7	8	9	10	11	12	13									
Single Journey	33	3430.00	1	286.00	2	816.80	3	450.80	6	3954.00	10	9.00									
Monthly Pass Sales	0	0	0	0	0	0	0	0	0	0	0	0									
Discounted Coupons Sales 10%	0	0	0	0	0	0	0	0	0	0	0	0									
Discounted Coupons Sales 20%	0	0	0	0	0	0	0	0	0	0	0	0									
Daily Pass Sale	0	0	0	0	0	0	0	0	0	0	0	0									
Local Pass Sales	0	0	0	0	0	0	0	0	0	0	0	0									
Return Pass Sale	0	0	0	0	0	0	0	0	0	0	0	0									

Total Non-Tollable Traffic Count Entry Details							
Transaction Type	Car/Jeep Count	Bus Count	Truck Count	LCV Count	Multi Axis Vehicle Count	3 Axle Count	AVCX
1	2	3	4	5	6	7	8
Exempt	2347	53	61	175	364	89	0
ExH Toll	4844	1014	1078	1503	559	546	0
Pass Through NH4	17	9	104	140	1962	129	0
Pass Through YCEW	9	0	9	0	9	9	0
Card Punch	91	2	9	17	0	9	0
Tag Punch	20	17	0	6	13	4	0
Violation	6997	41	417	711	530	252	117

Total Traffic Count Entry Details							
Transaction Type	Car/Jeep Count	Bus Count	Truck Count	LCV Count	Multi Axis Vehicle Count	3 Axle Count	AVCX
1	2	3	4	5	6	7	8
Tollable Traffic	16977	1249	1513	2780	1659	929	9
Non - Tollable Traffic	14324	1136	1658	2552	3448	1919	117
Total Traffic Count	30301	2385	3171	5338	4507	1945	117



Signature

Executive Engineer
PW

Superintending Engineer
PW

14/06/2016

Annexure 3 - Daily Tollable Traffic Count and Revenue Entry Details											Annexure 4 - Daily Tollable Traffic Count and Revenue Entry Details										
Date: 14-Jun-16																					
Section Name: 0																					
Bank Name where cash depositing: BANK OF INDIA																					
Bank Account Number: 009520110300245																					
Collector Depositing Date: 15-Jun-16																					
Direction: Mumbai To Pune																					
Transaction Type	Car/Jeep Count	Total Car/Jeep Amount (in Rs.)	Bus Count	Total Bus Amount (in Rs.)	Truck Count	Total Truck Amount (in Rs.)	LCV Count	Total LCV Amount (in Rs.)	MAV(Multi Axle Vehicle) Count	Total MAV (Multi Axle Vehicle) Amount (in Rs.)	3 Axle Count	Total 3 Axle Amount (in Rs.)									
1	2	3	4	5	6	7	8	9	10	11	12	13									
Single Journey	10710	2105103.00	118	687965.00	1128	471504.00	2112	637500.00	660	879492.00	651	845678.00									
Monthly Pass Sales	0	0	0	0	0	0	0	0	0	0	0	0									
Discounted Coupons Sales 10%	0	0	0	0	0	0	0	0	0	0	0	0									
Discounted Coupons Sales 20%	0	0	0	0	0	0	0	0	0	0	0	0									
Daily Pass Sale	0	0	0	0	0	0	0	0	0	0	0	0									
Local Pass Sale	0	0	0	0	0	0	0	0	0	0	0	0									
Return Pass Sale	0	0	0	0	0	0	0	0	0	0	0	0									
Direction: Mumbai To Kharagpur																					
Transaction Type	Car/Jeep Count	Total Car/Jeep Amount (in Rs.)	Bus Count	Total Bus Amount (in Rs.)	Truck Count	Total Truck Amount (in Rs.)	LCV Count	Total LCV Amount (in Rs.)	MAV(Multi Axle Vehicle) Count	Total MAV (Multi Axle Vehicle) Amount (in Rs.)	3 Axle Count	Total 3 Axle Amount (in Rs.)									
1	2	3	4	5	6	7	8	9	10	11	12	13									
Single Journey	2871	335927.00	27	9251.00	227	35871.00	302	70560.00	71	50698.00	36	21384.00									
Monthly Pass Sales	0	0	0	0	0	0	0	0	0	0	0	0									
Discounted Coupons Sales 10%	0	0	0	0	0	0	0	0	0	0	0	0									
Discounted Coupons Sales 20%	0	0	0	0	0	0	0	0	0	0	0	0									
Daily Pass Sale	0	0	0	0	0	0	0	0	0	0	0	0									
Local Pass Sale	0	0	0	0	0	0	0	0	0	0	0	0									
Return Pass Sale	0	0	0	0	0	0	0	0	0	0	0	0									
Direction: Kharagpur To Kharagpur																					
Transaction Type	Car/Jeep Count	Total Car/Jeep Amount (in Rs.)	Bus Count	Total Bus Amount (in Rs.)	Truck Count	Total Truck Amount (in Rs.)	LCV Count	Total LCV Amount (in Rs.)	MAV(Multi Axle Vehicle) Count	Total MAV (Multi Axle Vehicle) Amount (in Rs.)	3 Axle Count	Total 3 Axle Amount (in Rs.)									
1	2	3	4	5	6	7	8	9	10	11	12	13									
Single Journey	30	3724.00	3	958.00	29	4160.00	35	5250.00	139	123072.00	51	25245.00									
Monthly Pass Sales	0	0	0	0	0	0	0	0	0	0	0	0									
Discounted Coupons Sales 10%	0	0	0	0	0	0	0	0	0	0	0	0									
Discounted Coupons Sales 20%	0	0	0	0	0	0	0	0	0	0	0	0									
Daily Pass Sale	0	0	0	0	0	0	0	0	0	0	0	0									
Local Pass Sale	0	0	0	0	0	0	0	0	0	0	0	0									
Return Pass Sale	0	0	0	0	0	0	0	0	0	0	0	0									
Direction: Kharagpur To Pune																					
Transaction Type	Car/Jeep Count	Total Car/Jeep Amount (in Rs.)	Bus Count	Total Bus Amount (in Rs.)	Truck Count	Total Truck Amount (in Rs.)	LCV Count	Total LCV Amount (in Rs.)	MAV(Multi Axle Vehicle) Count	Total MAV (Multi Axle Vehicle) Amount (in Rs.)	3 Axle Count	Total 3 Axle Amount (in Rs.)									
1	2	3	4	5	6	7	8	9	10	11	12	13									
Single Journey	359	5244.00	11	4708.00	35	25660.00	187	24075.00	163	106672.00	170	126010.00									
Monthly Pass Sales	0	0	0	0	0	0	0	0	0	0	0	0									
Discounted Coupons Sales 10%	0	0	0	0	0	0	0	0	0	0	0	0									
Discounted Coupons Sales 20%	0	0	0	0	0	0	0	0	0	0	0	0									
Daily Pass Sale	0	0	0	0	0	0	0	0	0	0	0	0									
Local Pass Sale	0	0	0	0	0	0	0	0	0	0	0	0									
Return Pass Sale	0	0	0	0	0	0	0	0	0	0	0	0									
Direction: Kharagpur To Mumbai																					
Transaction Type	Car/Jeep Count	Total Car/Jeep Amount (in Rs.)	Bus Count	Total Bus Amount (in Rs.)	Truck Count	Total Truck Amount (in Rs.)	LCV Count	Total LCV Amount (in Rs.)	MAV(Multi Axle Vehicle) Count	Total MAV (Multi Axle Vehicle) Amount (in Rs.)	3 Axle Count	Total 3 Axle Amount (in Rs.)									
1	2	3	4	5	6	7	8	9	10	11	12	13									
Single Journey	2428	235129.00	48	19703.00	59	14809.00	161	35280.00	29	25800.00	19	12177.00									
Monthly Pass Sales	0	0	0	0	0	0	0	0	0	0	0	0									
Discounted Coupons Sales 10%	0	0	0	0	0	0	0	0	0	0	0	0									
Discounted Coupons Sales 20%	0	0	0	0	0	0	0	0	0	0	0	0									
Daily Pass Sale	0	0	0	0	0	0	0	0	0	0	0	0									
Local Pass Sale	0	0	0	0	0	0	0	0	0	0	0	0									
Return Pass Sale	0	0	0	0	0	0	0	0	0	0	0	0									
Direction: Kharagpur To Kharagpur Connector																					
Transaction Type	Car/Jeep Count	Total Car/Jeep Amount (in Rs.)	Bus Count	Total Bus Amount (in Rs.)	Truck Count	Total Truck Amount (in Rs.)	LCV Count	Total LCV Amount (in Rs.)	MAV(Multi Axle Vehicle) Count	Total MAV (Multi Axle Vehicle) Amount (in Rs.)	3 Axle Count	Total 3 Axle Amount (in Rs.)									
1	2	3	4	5	6	7	8	9	10	11	12	13									
Single Journey	41	4218.00	0	0.00	1	208.00	0	1350.00	2	1316.00	2	868.00									
Monthly Pass Sales	0	0	0	0	0	0	0	0	0	0	0	0									
Discounted Coupons Sales 10%	0	0	0	0	0	0	0	0	0	0	0	0									
Discounted Coupons Sales 20%	0	0	0	0	0	0	0	0	0	0	0	0									
Daily Pass Sale	0	0	0	0	0	0	0	0	0	0	0	0									
Local Pass Sale	0	0	0	0	0	0	0	0	0	0	0	0									
Return Pass Sale	0	0	0	0	0	0	0	0	0	0	0	0									

Total Non-Tollable Traffic Count Entry Details							
Transaction Type	Car/Jeep Count	Bus Count	Truck Count	LCV Count	Multi Axle Vehicle Count	3 Axle Count	AVCX
1	2	3	4	5	6	7	8
Exempt	3440	87	88	277	207	71	0
Exit Toll	5277	1018	950	1412	447	461	0
Pass Through Nite	15	3	122	181	1958	123	0
Pass Through YCEV	0	0	0	0	0	0	0
Card Punch	82	2	0	15	0	0	0
Tag Punch	22	24	0	9	6	0	0
Violation	973	53	517	755	722	326	125

Total Traffic Count Entry Details							
Transaction Type	Car/Jeep Count	Bus Count	Truck Count	LCV Count	Multi Axle Vehicle Count	3 Axle Count	AVCX
1	2	3	4	5	6	7	8
Tollable Traffic	16448	1251	1620	2846	1125	529	0
Non-Tollable Traffic	15809	1195	1791	2693	5338	987	126
Total Traffic Count	32257	2446	3411	5539	4492	1916	126

Executive Engineer
P W

Superintending Engineer
P W



Annexure 5 - Daily Tollable Traffic Count and Revenue Entry Details

Annexure 5 - Daily Tollable Traffic Count and Revenue Entry Details												
13-Jun-16												
Section Name												
Bank Name where cash depositing												
Bank Account Number												
Collection Number												
Date												
Direction												
Mumbai To Pune												
Transaction Type	Car/Jeep Count	Total Car/Jeep Amount (in Rs.)	Bus Count	Total Bus Amount (in Rs.)	Truck Count	Total Truck Amount (in Rs.)	LCV Count	Total LCV Amount (in Rs.)	MAV (Multi Axle Vehicle) Count	Total MAV (Multi Axle Vehicle) Amount (in Rs.)	Total 3 Axle Count	Total 3 Axle Amount (in Rs.)
Single Journey	14974	2131233.00	1280	722052.00	1042	435595.00	1766	529980.00	646	852362.00	614	607860.00
Monthly Pass Sales	0	0	0	0	0	0	0	0	0	0	0	0
Discounted Coupons Sales 10%	0	0	0	0	0	0	0	0	0	0	0	0
Discounted Coupons Sales 20%	0	0	0	0	0	0	0	0	0	0	0	0
Daily Pass Sale	0	0	0	0	0	0	0	0	0	0	0	0
Local Pass Sales	0	0	0	0	0	0	0	0	0	0	0	0
Return Pass Sale	0	0	0	0	0	0	0	0	0	0	0	0
Direction												
Mumbai To Khasgaon												
Transaction Type	Car/Jeep Count	Total Car/Jeep Amount (in Rs.)	Bus Count	Total Bus Amount (in Rs.)	Truck Count	Total Truck Amount (in Rs.)	LCV Count	Total LCV Amount (in Rs.)	MAV (Multi Axle Vehicle) Count	Total MAV (Multi Axle Vehicle) Amount (in Rs.)	Total 3 Axle Count	Total 3 Axle Amount (in Rs.)
Single Journey	2770	324090.00	50	18280.00	225	58475.00	400	72000.00	57	45030.50	18	35046.00
Monthly Pass Sales	0	0	0	0	0	0	0	0	0	0	0	0
Discounted Coupons Sales 10%	0	0	0	0	0	0	0	0	0	0	0	0
Discounted Coupons Sales 20%	0	0	0	0	0	0	0	0	0	0	0	0
Daily Pass Sale	0	0	0	0	0	0	0	0	0	0	0	0
Local Pass Sales	0	0	0	0	0	0	0	0	0	0	0	0
Return Pass Sale	0	0	0	0	0	0	0	0	0	0	0	0
Direction												
Khal Connector To Khasgaon												
Transaction Type	Car/Jeep Count	Total Car/Jeep Amount (in Rs.)	Bus Count	Total Bus Amount (in Rs.)	Truck Count	Total Truck Amount (in Rs.)	LCV Count	Total LCV Amount (in Rs.)	MAV (Multi Axle Vehicle) Count	Total MAV (Multi Axle Vehicle) Amount (in Rs.)	Total 3 Axle Count	Total 3 Axle Amount (in Rs.)
Single Journey	60	5380.00	1	280.00	77	3553.00	33	4950.00	127	93693.00	18	24753.00
Monthly Pass Sales	0	0	0	0	0	0	0	0	0	0	0	0
Discounted Coupons Sales 10%	0	0	0	0	0	0	0	0	0	0	0	0
Discounted Coupons Sales 20%	0	0	0	0	0	0	0	0	0	0	0	0
Daily Pass Sale	0	0	0	0	0	0	0	0	0	0	0	0
Local Pass Sales	0	0	0	0	0	0	0	0	0	0	0	0
Return Pass Sale	0	0	0	0	0	0	0	0	0	0	0	0
Direction												
Khal Connector To Pune												
Transaction Type	Car/Jeep Count	Total Car/Jeep Amount (in Rs.)	Bus Count	Total Bus Amount (in Rs.)	Truck Count	Total Truck Amount (in Rs.)	LCV Count	Total LCV Amount (in Rs.)	MAV (Multi Axle Vehicle) Count	Total MAV (Multi Axle Vehicle) Amount (in Rs.)	Total 3 Axle Count	Total 3 Axle Amount (in Rs.)
Single Journey	388	50646.00	2	1712.00	77	24779.00	103	23175.00	138	133380.00	152	112939.00
Monthly Pass Sales	0	0	0	0	0	0	0	0	0	0	0	0
Discounted Coupons Sales 10%	0	0	0	0	0	0	0	0	0	0	0	0
Discounted Coupons Sales 20%	0	0	0	0	0	0	0	0	0	0	0	0
Daily Pass Sale	0	0	0	0	0	0	0	0	0	0	0	0
Local Pass Sales	0	0	0	0	0	0	0	0	0	0	0	0
Return Pass Sale	0	0	0	0	0	0	0	0	0	0	0	0
Direction												
Khasgaon To Mumbai												
Transaction Type	Car/Jeep Count	Total Car/Jeep Amount (in Rs.)	Bus Count	Total Bus Amount (in Rs.)	Truck Count	Total Truck Amount (in Rs.)	LCV Count	Total LCV Amount (in Rs.)	MAV (Multi Axle Vehicle) Count	Total MAV (Multi Axle Vehicle) Amount (in Rs.)	Total 3 Axle Count	Total 3 Axle Amount (in Rs.)
Single Journey	2754	320775.00	40	17952.00	38	9938.00	198	36380.00	23	26072.00	21	12678.00
Monthly Pass Sales	0	0	0	0	0	0	0	0	0	0	0	0
Discounted Coupons Sales 10%	0	0	0	0	0	0	0	0	0	0	0	0
Discounted Coupons Sales 20%	0	0	0	0	0	0	0	0	0	0	0	0
Daily Pass Sale	0	0	0	0	0	0	0	0	0	0	0	0
Local Pass Sales	0	0	0	0	0	0	0	0	0	0	0	0
Return Pass Sale	0	0	0	0	0	0	0	0	0	0	0	0
Direction												
Khasgaon To Khasgaon Connector												
Transaction Type	Car/Jeep Count	Total Car/Jeep Amount (in Rs.)	Bus Count	Total Bus Amount (in Rs.)	Truck Count	Total Truck Amount (in Rs.)	LCV Count	Total LCV Amount (in Rs.)	MAV (Multi Axle Vehicle) Count	Total MAV (Multi Axle Vehicle) Amount (in Rs.)	Total 3 Axle Count	Total 3 Axle Amount (in Rs.)
Single Journey	43	4214.00	1	284.00	1	208.00	6	1200.00	0	0.00	2	909.00
Monthly Pass Sales	0	0	0	0	0	0	0	0	0	0	0	0
Discounted Coupons Sales 10%	0	0	0	0	0	0	0	0	0	0	0	0
Discounted Coupons Sales 20%	0	0	0	0	0	0	0	0	0	0	0	0
Daily Pass Sale	0	0	0	0	0	0	0	0	0	0	0	0
Local Pass Sales	0	0	0	0	0	0	0	0	0	0	0	0
Return Pass Sale	0	0	0	0	0	0	0	0	0	0	0	0

Total Non-Tollable Traffic Count Entry Details


Transaction Type	Car/Jeep Count	Bus Count	Truck Count	LCV Count	Multi Axle Vehicle Count	3 Axle Count	AVGX
Exempt	2692	113	105	222	172	95	0
Exit Toll	4758	595	850	1289	450	636	0
Pass Through Area	18	4	160	256	2177	65	0
Pass Through TCEW	0	0	0	0	0	0	0
Card Punch	88	0	0	15	0	0	0
Tag Punch	16	25	1	5	10	0	0
Violation	9586	56	283	695	235	215	128

Total Traffic Count Entry Details

Transaction Type	Car/Jeep Count	Bus Count	Truck Count	LCV Count	Multi Axle Vehicle Count	3 Axle Count	AVGX
Tollable Traffic	19069	1344	1000	2560	994	790	0
Non-Tollable Traffic	17158	1238	1609	2482	3077	911	128
Total Traffic Count	34027	2582	2609	4990	4971	1809	128

Executive Engineer
P.W.

Sub-Inspecting Engineer
P.W.



Kh. 10/12/2016


Annexure A - Daily Tollable Traffic Count and Revenue Entry Details											Annexure B - Daily Tollable Traffic Count and Revenue Entry Details										
Date: 12-Jun-16																					
Section Name: G																					
Bank Name where CASH depositing: BANK OF INDIA																					
Bank Account Number: 00620110300046																					
Collection Depositing Date: 13-Jun-16																					
Direction: Mumbai To Pune																					
Transaction Type	Car/Jeep Count	Total Car/Jeep Amount (in Rs.)	Bus Count	Total Bus Amount (in Rs.)	Truck Count	Total Truck Amount (in Rs.)	LCV Count	Total LCV Amount (in Rs.)	MAV (Multi-Axle Vehicle) Count	Total MAV (Multi-Axle Vehicle) Amount (in Rs.)	3 Axle Count	Total 3 Axle Amount (in Rs.)									
Single Journey	14524	2634332.00	1350	773572.00	700	232090.00	1439	431700.00	59	864557.00	407	403824.00									
Monthly Pass Sales	0	0	0	0	0	0	0	0	0	0	0	0									
Discounted Coupons Sales 10%	0	0	0	0	0	0	0	0	0	0	0	0									
Discounted Coupons Sales 20%	0	0	0	0	0	0	0	0	0	0	0	0									
Daily Pass Sales	0	0	0	0	0	0	0	0	0	0	0	0									
Local Pass Sales	0	0	0	0	0	0	0	0	0	0	0	0									
Return Pass Sale	0	0	0	0	0	0	0	0	0	0	0	0									
Direction: Mumbai To Khasgaon																					
Transaction Type	Car/Jeep Count	Total Car/Jeep Amount (in Rs.)	Bus Count	Total Bus Amount (in Rs.)	Truck Count	Total Truck Amount (in Rs.)	LCV Count	Total LCV Amount (in Rs.)	MAV (Multi-Axle Vehicle) Count	Total MAV (Multi-Axle Vehicle) Amount (in Rs.)	3 Axle Count	Total 3 Axle Amount (in Rs.)									
Single Journey	5134	624078.00	71	24353.00	145	3896.00	243	81740.00	37	29230.00	26	18832.00									
Monthly Pass Sales	0	0	0	0	0	0	0	0	0	0	0	0									
Discounted Coupons Sales 10%	0	0	0	0	0	0	0	0	0	0	0	0									
Discounted Coupons Sales 20%	0	0	0	0	0	0	0	0	0	0	0	0									
Daily Pass Sales	0	0	0	0	0	0	0	0	0	0	0	0									
Local Pass Sales	0	0	0	0	0	0	0	0	0	0	0	0									
Return Pass Sale	0	0	0	0	0	0	0	0	0	0	0	0									
Direction: Khat Connector To Khasgaon																					
Transaction Type	Car/Jeep Count	Total Car/Jeep Amount (in Rs.)	Bus Count	Total Bus Amount (in Rs.)	Truck Count	Total Truck Amount (in Rs.)	LCV Count	Total LCV Amount (in Rs.)	MAV (Multi-Axle Vehicle) Count	Total MAV (Multi-Axle Vehicle) Amount (in Rs.)	3 Axle Count	Total 3 Axle Amount (in Rs.)									
Single Journey	153	14594.00	0	2574.00	14	2926.00	32	4500.00	60	52770.00	54	18830.00									
Monthly Pass Sales	0	0	0	0	0	0	0	0	0	0	0	0									
Discounted Coupons Sales 10%	0	0	0	0	0	0	0	0	0	0	0	0									
Discounted Coupons Sales 20%	0	0	0	0	0	0	0	0	0	0	0	0									
Daily Pass Sales	0	0	0	0	0	0	0	0	0	0	0	0									
Local Pass Sales	0	0	0	0	0	0	0	0	0	0	0	0									
Return Pass Sale	0	0	0	0	0	0	0	0	0	0	0	0									
Direction: Khat Connector To Pune																					
Transaction Type	Car/Jeep Count	Total Car/Jeep Amount (in Rs.)	Bus Count	Total Bus Amount (in Rs.)	Truck Count	Total Truck Amount (in Rs.)	LCV Count	Total LCV Amount (in Rs.)	MAV (Multi-Axle Vehicle) Count	Total MAV (Multi-Axle Vehicle) Amount (in Rs.)	3 Axle Count	Total 3 Axle Amount (in Rs.)									
Single Journey	1142	166732.00	57	24358.00	49	14444.00	128	28509.00	158	137332.00	108	80244.00									
Monthly Pass Sales	0	0	0	0	0	0	0	0	0	0	0	0									
Discounted Coupons Sales 10%	0	0	0	0	0	0	0	0	0	0	0	0									
Discounted Coupons Sales 20%	0	0	0	0	0	0	0	0	0	0	0	0									
Daily Pass Sales	0	0	0	0	0	0	0	0	0	0	0	0									
Local Pass Sales	0	0	0	0	0	0	0	0	0	0	0	0									
Return Pass Sale	0	0	0	0	0	0	0	0	0	0	0	0									
Direction: Khasgaon To Mumbai																					
Transaction Type	Car/Jeep Count	Total Car/Jeep Amount (in Rs.)	Bus Count	Total Bus Amount (in Rs.)	Truck Count	Total Truck Amount (in Rs.)	LCV Count	Total LCV Amount (in Rs.)	MAV (Multi-Axle Vehicle) Count	Total MAV (Multi-Axle Vehicle) Amount (in Rs.)	3 Axle Count	Total 3 Axle Amount (in Rs.)									
Single Journey	9265	734274.00	129	44262.00	31	7731.00	299	46426.00	32	28309.00	23	13068.00									
Monthly Pass Sales	0	0	0	0	0	0	0	0	0	0	0	0									
Discounted Coupons Sales 10%	0	0	0	0	0	0	0	0	0	0	0	0									
Discounted Coupons Sales 20%	0	0	0	0	0	0	0	0	0	0	0	0									
Daily Pass Sales	0	0	0	0	0	0	0	0	0	0	0	0									
Local Pass Sales	0	0	0	0	0	0	0	0	0	0	0	0									
Return Pass Sale	0	0	0	0	0	0	0	0	0	0	0	0									
Direction: Khasgaon To Khatgaon Connector																					
Transaction Type	Car/Jeep Count	Total Car/Jeep Amount (in Rs.)	Bus Count	Total Bus Amount (in Rs.)	Truck Count	Total Truck Amount (in Rs.)	LCV Count	Total LCV Amount (in Rs.)	MAV (Multi-Axle Vehicle) Count	Total MAV (Multi-Axle Vehicle) Amount (in Rs.)	3 Axle Count	Total 3 Axle Amount (in Rs.)									
Single Journey	100	9800.00	2	572.00	11	208.00	1	150.00	3	1977.00	2	990.00									
Monthly Pass Sales	0	0	0	0	0	0	0	0	0	0	0	0									
Discounted Coupons Sales 10%	0	0	0	0	0	0	0	0	0	0	0	0									
Discounted Coupons Sales 20%	0	0	0	0	0	0	0	0	0	0	0	0									
Daily Pass Sales	0	0	0	0	0	0	0	0	0	0	0	0									
Local Pass Sales	0	0	0	0	0	0	0	0	0	0	0	0									
Return Pass Sale	0	0	0	0	0	0	0	0	0	0	0	0									

Total Non-Tollable Traffic Count Entry Details							
Transaction Type	Car/Jeep Count	Bus Count	Truck Count	LCV Count	Multi-Axle Vehicle Count	3 Axle Count	AVCX
Exempt	2246	122	86	160	150	66	0
Exit Toll	1920	844	638	751	386	377	0
Pass Through NTA	46	5	85	151	199	101	0
Pass Through VCCV	0	0	0	0	0	0	0
Card Punch	46	1	0	7	0	0	0
Tag Punch	20	21	0	1	45	1	0
Violation	22790	434	770	1431	642	398	519

Total Traffic Count Entry Details							
Transaction Type	Car/Jeep Count	Bus Count	Truck Count	LCV Count	Multi-Axle Vehicle Count	3 Axle Count	AVGX
Tollable Traffic	27518	1617	637	2212	792	601	0
Non-Tollable Traffic	27064	1427	1642	2524	2706	633	519
Total Traffic Count	54582	3044	2579	4736	3498	1234	519

Executive Engineer
P.W.

Superintending Engineer
P.W.



17/06/2016

Annexure 8 - Daily Tollable Traffic Count and Revenue Entry Details												
Date	17-Jun-16											
Section Name	0											
Bank Name where cash depositing	BANK OF INDIA											
Bank Account Number	080220110000001											
Collection Depositing Date	18-Jun-16											
Direction	Kusgaon To Kalambohi											
Transaction Type	Car/Jeep Count	Total Car/Jeep Amount(In Rs)	Bus Count	Total Bus Amount (In Rs.)	Truck Count	Total Truck Amount (In Rs.)	LCV Count	Total LCV Amount (In Rs.)	MAV(Multi Axle Vehicle) Count	Total MAV (Multi Axle Vehicle) Amount (In Rs.)	3 Axle Count	Total 3 Axle Amount (In Rs.)
1	2	3	4	5	6	7	8	9	10	11	12	13
Single Journey	595	69713.00	15	5145.00	175	43925.00	362	65160.00	25	19750.00	38	22572.00
Monthly Pass Sales	0	0.00	0	0.00	0	0.00	0	0.00	0	0.00	0	0.00
Discounted Coupons Sales 10%	0	0.00	0	0.00	0	0.00	0	0.00	0	0.00	0	0.00
Discounted Coupons Sales 20%	0	0.00	0	0.00	0	0.00	0	0.00	0	0.00	0	0.00
Daily Pass Sale	0	0.00	0	0.00	0	0.00	0	0.00	0	0.00	0	0.00
Local Pass Sales	0	0.00	0	0.00	0	0.00	0	0.00	0	0.00	0	0.00
Return Pass Sale	0	0.00	0	0.00	0	0.00	0	0.00	0	0.00	0	0.00
Direction	Kusgaon To Khalapur Connector											
Transaction Type	Car/Jeep Count	Total Car/Jeep Amount(In Rs)	Bus Count	Total Bus Amount (In Rs.)	Truck Count	Total Truck Amount (In Rs.)	LCV Count	Total LCV Amount (In Rs.)	MAV(Multi Axle Vehicle) Count	Total MAV (Multi Axle Vehicle) Amount (In Rs.)	3 Axle Count	Total 3 Axle Amount (In Rs.)
1	2	3	4	5	6	7	8	9	10	11	12	13
Single Journey	33	3234.00	0	0.00	4	836.00	6	900.00	2	1318.00	4	1980.00
Monthly Pass Sales	0	0.00	0	0.00	0	0.00	0	0.00	0	0.00	0	0.00
Discounted Coupons Sales 10%	0	0.00	0	0.00	0	0.00	0	0.00	0	0.00	0	0.00
Discounted Coupons Sales 20%	0	0.00	0	0.00	0	0.00	0	0.00	0	0.00	0	0.00
Daily Pass Sale	0	0.00	0	0.00	0	0.00	0	0.00	0	0.00	0	0.00
Local Pass Sales	0	0.00	0	0.00	0	0.00	0	0.00	0	0.00	0	0.00
Return Pass Sale	0	0.00	0	0.00	0	0.00	0	0.00	0	0.00	0	0.00
Direction	Khopoli To Kusgaon											
Transaction Type	Car/Jeep Count	Total Car/Jeep Amount(In Rs)	Bus Count	Total Bus Amount (In Rs.)	Truck Count	Total Truck Amount (In Rs.)	LCV Count	Total LCV Amount (In Rs.)	MAV(Multi Axle Vehicle) Count	Total MAV (Multi Axle Vehicle) Amount (In Rs.)	3 Axle Count	Total 3 Axle Amount (In Rs.)
1	2	3	4	5	6	7	8	9	10	11	12	13
Single Journey	42	4116.00	0	0.00	0	0.00	0	0.00	0	0.00	0	0.00
Monthly Pass Sales	0	0.00	0	0.00	0	0.00	0	0.00	0	0.00	0	0.00
Discounted Coupons Sales 10%	0	0.00	0	0.00	0	0.00	0	0.00	0	0.00	0	0.00
Discounted Coupons Sales 20%	0	0.00	0	0.00	0	0.00	0	0.00	0	0.00	0	0.00
Daily Pass Sale	0	0.00	0	0.00	0	0.00	0	0.00	0	0.00	0	0.00
Local Pass Sales	0	0.00	0	0.00	0	0.00	0	0.00	0	0.00	0	0.00
Return Pass Sale	0	0.00	0	0.00	0	0.00	0	0.00	0	0.00	0	0.00
Direction	Kusgaon to Khopoli exit											
Transaction Type	Car/Jeep Count	Total Car/Jeep Amount(In Rs)	Bus Count	Total Bus Amount (In Rs.)	Truck Count	Total Truck Amount (In Rs.)	LCV Count	Total LCV Amount (In Rs.)	MAV(Multi Axle Vehicle) Count	Total MAV (Multi Axle Vehicle) Amount (In Rs.)	3 Axle Count	Total 3 Axle Amount (In Rs.)
1	2	3	4	5	6	7	8	9	10	11	12	13
Single Journey	0	0.00	0	0.00	13	1391.00	34	1836.00	23	5267.00	0	0.00
Monthly Pass Sales	0	0.00	0	0.00	0	0.00	0	0.00	0	0.00	0	0.00
Discounted Coupons Sales 10%	0	0.00	0	0.00	0	0.00	0	0.00	0	0.00	0	0.00
Discounted Coupons Sales 20%	0	0.00	0	0.00	0	0.00	0	0.00	0	0.00	0	0.00
Daily Pass Sale	0	0.00	0	0.00	0	0.00	0	0.00	0	0.00	0	0.00
Local Pass Sales	0	0.00	0	0.00	0	0.00	0	0.00	0	0.00	0	0.00
Return Pass Sale	0	0.00	0	0.00	0	0.00	0	0.00	0	0.00	0	0.00

Total Non-Tollable Traffic Count Entry Details							
Transaction Type	Car/Jeep Count	Bus Count	Truck Count	LCV Count	Multi Axle Vehicle Count	3 Axle Count	AVCX
1	2	3	4	5	6	7	8
Exempt	212	16	18	127	35	41	0
Exit Toll	559	8	14	231	202	69	0
Pass Through NH4	85	23	36	1197	4450	118	0
Pass Through YCEW	192	43	7	16	4	4	0
Card Punch	0	0	0	0	0	0	0
Tag Punch	0	0	0	0	0	0	0
Violation	13	0	1	4	0	1	36

Total Traffic Count Entry Details							
Transaction Type	Car/Jeep Count	Bus Count	Truck Count	LCV Count	Multi Axle Vehicle Count	3 Axle Count	AVCX
1	2	3	4	5	6	7	8
Tollable Traffic	670	15	192	402	50	42	0
Non - Tollable Traffic	1061	478	533	1575	4661	233	36
Total Traffic Count	1731	493	725	1977	4741	275	36

Executive Engineer
F W

Supervising Engineer
P W



16/06/2016


Annexure B - Daily Tollable Traffic Count and Revenue Entry Details												
Date	16-Jun-16											
Section Name	0											
Bank Name where cash depositing	BANK OF INDIA											
Bank Account Number	060220110000001											
Collection Depositing Date	17-Jun-16											
Direction	Kusgaon To Kalamboi											
Transaction Type	Car/Jeep Count	Total Car/Jeep Amount (in Rs.)	Bus Count	Total Bus Amount (in Rs.)	Truck Count	Total Truck Amount (in Rs.)	LCV Count	Total LCV Amount (in Rs.)	MAV (Multi Axle Vehicle) Count	Total MAV (Multi Axle Vehicle) Amount (in Rs.)	3 Axle Count	Total 3 Axle Amount (in Rs.)
1	2	3	4	5	6	7	8	9	10	11	12	13
Single Journey	508	59534.00	2	686.00	142	35642.00	303	54540.00	21	16590.00	32	16008.00
Monthly Pass Sales	0	0.00	0	0.00	0	0.00	0	0.00	0	0.00	0	0.00
Discounted Coupons Sales 10%	0	0.00	0	0.00	0	0.00	0	0.00	0	0.00	0	0.00
Discounted Coupons Sales 20%	0	0.00	0	0.00	0	0.00	0	0.00	0	0.00	0	0.00
Daily Pass Sale	0	0.00	0	0.00	0	0.00	0	0.00	0	0.00	0	0.00
Local Pass Sales	0	0.00	0	0.00	0	0.00	0	0.00	0	0.00	0	0.00
Return Pass Sale	0	0.00	0	0.00	0	0.00	0	0.00	0	0.00	0	0.00
Direction	Kusgaon To Khalapur Connector											
Transaction Type	Car/Jeep Count	Total Car/Jeep Amount (in Rs.)	Bus Count	Total Bus Amount (in Rs.)	Truck Count	Total Truck Amount (in Rs.)	LCV Count	Total LCV Amount (in Rs.)	MAV (Multi Axle Vehicle) Count	Total MAV (Multi Axle Vehicle) Amount (in Rs.)	3 Axle Count	Total 3 Axle Amount (in Rs.)
1	2	3	4	5	6	7	8	9	10	11	12	13
Single Journey	17	1686.00	0	0.00	2	416.00	8	1200.00	2	1318.00	5	2475.00
Monthly Pass Sales	0	0.00	0	0.00	0	0.00	0	0.00	0	0.00	0	0.00
Discounted Coupons Sales 10%	0	0.00	0	0.00	0	0.00	0	0.00	0	0.00	0	0.00
Discounted Coupons Sales 20%	0	0.00	0	0.00	0	0.00	0	0.00	0	0.00	0	0.00
Daily Pass Sale	0	0.00	0	0.00	0	0.00	0	0.00	0	0.00	0	0.00
Local Pass Sales	0	0.00	0	0.00	0	0.00	0	0.00	0	0.00	0	0.00
Return Pass Sale	0	0.00	0	0.00	0	0.00	0	0.00	0	0.00	0	0.00
Direction	Khopoli To Kusgaon											
Transaction Type	Car/Jeep Count	Total Car/Jeep Amount (in Rs.)	Bus Count	Total Bus Amount (in Rs.)	Truck Count	Total Truck Amount (in Rs.)	LCV Count	Total LCV Amount (in Rs.)	MAV (Multi Axle Vehicle) Count	Total MAV (Multi Axle Vehicle) Amount (in Rs.)	3 Axle Count	Total 3 Axle Amount (in Rs.)
1	2	3	4	5	6	7	8	9	10	11	12	13
Single Journey	32	3136.00	0	0.00	0	0.00	0	0.00	0	0.00	0	0.00
Monthly Pass Sales	0	0.00	0	0.00	0	0.00	0	0.00	0	0.00	0	0.00
Discounted Coupons Sales 10%	0	0.00	0	0.00	0	0.00	0	0.00	0	0.00	0	0.00
Discounted Coupons Sales 20%	0	0.00	0	0.00	0	0.00	0	0.00	0	0.00	0	0.00
Daily Pass Sale	0	0.00	0	0.00	0	0.00	0	0.00	0	0.00	0	0.00
Local Pass Sales	0	0.00	0	0.00	0	0.00	0	0.00	0	0.00	0	0.00
Return Pass Sale	0	0.00	0	0.00	0	0.00	0	0.00	0	0.00	0	0.00
Direction	Kusgaon to Khopoli exit											
Transaction Type	Car/Jeep Count	Total Car/Jeep Amount (in Rs.)	Bus Count	Total Bus Amount (in Rs.)	Truck Count	Total Truck Amount (in Rs.)	LCV Count	Total LCV Amount (in Rs.)	MAV (Multi Axle Vehicle) Count	Total MAV (Multi Axle Vehicle) Amount (in Rs.)	3 Axle Count	Total 3 Axle Amount (in Rs.)
1	2	3	4	5	6	7	8	9	10	11	12	13
Single Journey	0	0.00	0	0.00	6	642.00	26	1404.00	17	3893.00	0	0.00
Monthly Pass Sales	0	0.00	0	0.00	0	0.00	0	0.00	0	0.00	0	0.00
Discounted Coupons Sales 10%	0	0.00	0	0.00	0	0.00	0	0.00	0	0.00	0	0.00
Discounted Coupons Sales 20%	0	0.00	0	0.00	0	0.00	0	0.00	0	0.00	0	0.00
Daily Pass Sale	0	0.00	0	0.00	0	0.00	0	0.00	0	0.00	0	0.00
Local Pass Sales	0	0.00	0	0.00	0	0.00	0	0.00	0	0.00	0	0.00
Return Pass Sale	0	0.00	0	0.00	0	0.00	0	0.00	0	0.00	0	0.00

Total Non-Tollable Traffic Count Entry Details							
Transaction Type	Car/Jeep Count	Bus Count	Truck Count	LCV Count	Multi Axle Vehicle Count	3 Axle Count	AVCX
1	2	3	4	5	6	7	8
Exempt	243	17	17	135	46	18	0
Exit Toll	307	3	177	243	183	77	0
Pass Through NH4	74	31	348	1130	4487	71	0
Pass Through YCEW	161	336	7	20	5	3	0
Card Punch	0	0	0	0	0	0	0
Tag Punch	1	0	0	0	0	0	0
Violation	10	1	0	5	2	2	52

Total Traffic Count Entry Details							
Transaction Type	Car/Jeep Count	Bus Count	Truck Count	LCV Count	Multi Axle Vehicle Count	3 Axle Count	AVCX
1	2	3	4	5	6	7	8
Tollable Traffic	557	2	150	337	40	37	0
Non - Tollable Traffic	790	388	549	1591	4723	169	52
Total Traffic Count	1353	390	699	1928	4763	206	52

Executive Engineer
PW

Supervising Engineer
PW



Annexure 8 - Daily Tollable Traffic Count and Revenue Entry Details												Annexure 8 - Daily Tollable Traffic Count and Revenue Entry Details	
Date	15-Jun-16												
Section Name	0												
Bank Name where cash depositing	BANK OF INDIA												
Bank Account Number	06022011000001												
Collection Depositing Date	16-Jun-16												
Direction	Kusgaon To Kalamboli												
Transaction Type	Car/Jeep Count	Total Car/Jeep Amount(In Rs)	Bus Count	Total Bus Amount (In Rs.)	Truck Count	Total Truck Amount (In Rs.)	LCV Count	Total LCV Amount (In Rs.)	MAV(Multi Axle Vehicle) Count	Total MAV (Multi Axle Vehicle) Amount (In Rs.)	3 Axle Count	Total 3 Axle Amount (In Rs.)	
1	2	3	4	5	6	7	8	9	10	11	12	13	
Single Journey	696	81432.00	24	8232.00	173	43423.00	335	60300.00	30	24359.00	25	14850.00	
Monthly Pass Sales	0	0.00	0	0.00	0	0.00	0	0.00	0	0.00	0	0.00	
Discounted Coupons Sales 18%	0	0.00	0	0.00	0	0.00	0	0.00	0	0.00	0	0.00	
Discounted Coupons Sales 20%	0	0.00	0	0.00	0	0.00	0	0.00	0	0.00	0	0.00	
Daily Pass Sale	0	0.00	0	0.00	0	0.00	0	0.00	0	0.00	0	0.00	
Local Pass Sales	0	0.00	0	0.00	0	0.00	0	0.00	0	0.00	0	0.00	
Return Pass Sale	0	0.00	0	0.00	0	0.00	0	0.00	0	0.00	0	0.00	
Direction	Kusgaon To Khalapur Connector												
Transaction Type	Car/Jeep Count	Total Car/Jeep Amount(In Rs)	Bus Count	Total Bus Amount (In Rs.)	Truck Count	Total Truck Amount (In Rs.)	LCV Count	Total LCV Amount (In Rs.)	MAV(Multi Axle Vehicle) Count	Total MAV (Multi Axle Vehicle) Amount (In Rs.)	3 Axle Count	Total 3 Axle Amount (In Rs.)	
1	2	3	4	5	6	7	8	9	10	11	12	13	
Single Journey	18	1764.00	1	286.00	0	0.00	7	1050.00	4	2836.00	6	2970.00	
Monthly Pass Sales	0	0.00	0	0.00	0	0.00	0	0.00	0	0.00	0	0.00	
Discounted Coupons Sales 10%	0	0.00	0	0.00	0	0.00	0	0.00	0	0.00	0	0.00	
Discounted Coupons Sales 20%	0	0.00	0	0.00	0	0.00	0	0.00	0	0.00	0	0.00	
Daily Pass Sale	0	0.00	0	0.00	0	0.00	0	0.00	0	0.00	0	0.00	
Local Pass Sales	0	0.00	0	0.00	0	0.00	0	0.00	0	0.00	0	0.00	
Return Pass Sale	0	0.00	0	0.00	0	0.00	0	0.00	0	0.00	0	0.00	
Direction	Kusgaon To Khopoli exit												
Transaction Type	Car/Jeep Count	Total Car/Jeep Amount(In Rs)	Bus Count	Total Bus Amount (In Rs.)	Truck Count	Total Truck Amount (In Rs.)	LCV Count	Total LCV Amount (In Rs.)	MAV(Multi Axle Vehicle) Count	Total MAV (Multi Axle Vehicle) Amount (In Rs.)	3 Axle Count	Total 3 Axle Amount (In Rs.)	
1	2	3	4	5	6	7	8	9	10	11	12	13	
Single Journey	51	4998.00	0	0.00	0	0.00	20	1080.00	8	2519.00	0	0.00	
Monthly Pass Sales	0	0.00	0	0.00	0	0.00	0	0.00	0	0.00	0	0.00	
Discounted Coupons Sales 10%	0	0.00	0	0.00	0	0.00	0	0.00	0	0.00	0	0.00	
Discounted Coupons Sales 20%	0	0.00	0	0.00	0	0.00	0	0.00	0	0.00	0	0.00	
Daily Pass Sale	0	0.00	0	0.00	0	0.00	0	0.00	0	0.00	0	0.00	
Local Pass Sales	0	0.00	0	0.00	0	0.00	0	0.00	0	0.00	0	0.00	
Return Pass Sale	0	0.00	0	0.00	0	0.00	0	0.00	0	0.00	0	0.00	

Total Non-Tollable Traffic Count Entry Details							
Transaction Type	Car/Jeep Count	Bus Count	Truck Count	LCV Count	Multi Axle Vehicle Count	3 Axle Count	AVCX
1	2	3	4	5	6	7	8
Exempt	173	23	24	103	37	31	0
Exit Toll	439	13	155	232	173	82	0
Pass Through NH4	87	37	375	1122	4520	03	0
Pass Through YCEW	153	361	6	12	5	2	0
Card Punch	1	0	0	0	0	0	0
Tag Punch	1	0	0	0	0	0	0
Violation	14	0	2	3	2	2	43

Total Traffic Count Entry Details							
Transaction Type	Car/Jeep Count	Bus Count	Truck Count	LCV Count	Multi Axle Vehicle Count	3 Axle Count	AVCX
1	2	3	4	5	6	7	8
Tollable Traffic	785	25	179	362	45	31	0
Non - Tollable Traffic	868	434	562	1472	4737	180	43
Total Traffic Count	1633	459	741	1834	4782	211	43



Handwritten signature

Executive Engineer
P W

Superintending Engineer
P W

Kusgaon YCEW 14/06/2016


Annexure 3 - Daily Tollable Traffic Count and Revenue Entry Details												
Date	14-Jun-16											
Section Name	0											
Bank Name where cash depositing	BANK OF INDIA											
Bank Account Number	060220110000031											
Collection Depositing Date	15-Jun-16											
Direction	Kusgaon To Kalamboli											
Transaction Type	Car/Jeep Count	Total Car/Jeep Amount(In Rs)	Bus Count	Total Bus Amount (In Rs.)	Truck Count	Total Truck Amount (In Rs.)	LCV Count	Total LCV Amount (In Rs.)	MAV(Multi Axle Vehicle) Count	Total MAV (Multi Axle Vehicle) Amount (In Rs.)	3 Axle Count	Total 3 Axle Amount (In Rs.)
1	2	3	4	5	6	7	8	9	10	11	12	13
Single Journey	803	70649.00	17	5831.00	152	48192.00	355	63905.00	29	22810.00	22	13088.00
Monthly Pass Sales	0	0.00	0	0.00	0	0.00	0	0.00	0	0.00	0	0.00
Discounted Coupons Sales 10%	0	0.00	0	0.00	0	0.00	0	0.00	0	0.00	0	0.00
Discounted Coupons Sales 20%	0	0.00	0	0.00	0	0.00	0	0.00	0	0.00	0	0.00
Daily Pass Sale	0	0.00	0	0.00	0	0.00	0	0.00	0	0.00	0	0.00
Local Pass Sales	0	0.00	0	0.00	0	0.00	0	0.00	0	0.00	0	0.00
Return Pass Sale	0	0.00	0	0.00	0	0.00	0	0.00	0	0.00	0	0.00
Direction	Kusgaon To Khalapur Connector											
Transaction Type	Car/Jeep Count	Total Car/Jeep Amount(In Rs)	Bus Count	Total Bus Amount (In Rs.)	Truck Count	Total Truck Amount (In Rs.)	LCV Count	Total LCV Amount (In Rs.)	MAV(Multi Axle Vehicle) Count	Total MAV (Multi Axle Vehicle) Amount (In Rs.)	3 Axle Count	Total 3 Axle Amount (In Rs.)
1	2	3	4	5	6	7	8	9	10	11	12	13
Single Journey	37	3626.00	6	1716.00	2	418.00	11	1850.00	6	3256.00	5	2475.00
Monthly Pass Sales	0	0.00	0	0.00	0	0.00	0	0.00	0	0.00	0	0.00
Discounted Coupons Sales 10%	0	0.00	0	0.00	0	0.00	0	0.00	0	0.00	0	0.00
Discounted Coupons Sales 20%	0	0.00	0	0.00	0	0.00	0	0.00	0	0.00	0	0.00
Daily Pass Sale	0	0.00	0	0.00	0	0.00	0	0.00	0	0.00	0	0.00
Local Pass Sales	0	0.00	0	0.00	0	0.00	0	0.00	0	0.00	0	0.00
Return Pass Sale	0	0.00	0	0.00	0	0.00	0	0.00	0	0.00	0	0.00
Direction	Khopoli To Kusgaon											
Transaction Type	Car/Jeep Count	Total Car/Jeep Amount(In Rs)	Bus Count	Total Bus Amount (In Rs.)	Truck Count	Total Truck Amount (In Rs.)	LCV Count	Total LCV Amount (In Rs.)	MAV(Multi Axle Vehicle) Count	Total MAV (Multi Axle Vehicle) Amount (In Rs.)	3 Axle Count	Total 3 Axle Amount (In Rs.)
1	2	3	4	5	6	7	8	9	10	11	12	13
Single Journey	34	3332.00	0	0.00	0	0.00	0	0.00	0	0.00	0	0.00
Monthly Pass Sales	0	0.00	0	0.00	0	0.00	0	0.00	0	0.00	0	0.00
Discounted Coupons Sales 10%	0	0.00	0	0.00	0	0.00	0	0.00	0	0.00	0	0.00
Discounted Coupons Sales 20%	0	0.00	0	0.00	0	0.00	0	0.00	0	0.00	0	0.00
Daily Pass Sale	0	0.00	0	0.00	0	0.00	0	0.00	0	0.00	0	0.00
Local Pass Sales	0	0.00	0	0.00	0	0.00	0	0.00	0	0.00	0	0.00
Return Pass Sale	0	0.00	0	0.00	0	0.00	0	0.00	0	0.00	0	0.00
Direction	Kusgaon to Khopoli exit											
Transaction Type	Car/Jeep Count	Total Car/Jeep Amount(In Rs)	Bus Count	Total Bus Amount (In Rs.)	Truck Count	Total Truck Amount (In Rs.)	LCV Count	Total LCV Amount (In Rs.)	MAV(Multi Axle Vehicle) Count	Total MAV (Multi Axle Vehicle) Amount (In Rs.)	3 Axle Count	Total 3 Axle Amount (In Rs.)
1	2	3	4	5	6	7	8	9	10	11	12	13
Single Journey	0	0.00	0	0.00	6	842.00	18	972.00	11	2519.00	0	0.00
Monthly Pass Sales	0	0.00	0	0.00	0	0.00	0	0.00	0	0.00	0	0.00
Discounted Coupons Sales 10%	0	0.00	0	0.00	0	0.00	0	0.00	0	0.00	0	0.00
Discounted Coupons Sales 20%	0	0.00	0	0.00	0	0.00	0	0.00	0	0.00	0	0.00
Daily Pass Sale	0	0.00	0	0.00	0	0.00	0	0.00	0	0.00	0	0.00
Local Pass Sales	0	0.00	0	0.00	0	0.00	0	0.00	0	0.00	0	0.00
Return Pass Sale	0	0.00	0	0.00	0	0.00	0	0.00	0	0.00	0	0.00

Total Non-Tollable Traffic Count Entry Details							
Transaction Type	Car/Jeep Count	Bus Count	Truck Count	LCV Count	Multi Axle Vehicle Count	3 Axle Count	AVCX
1	2	3	4	5	6	7	8
Exempt	170	27	22	93	58	21	0
Exit Toll	325	9	169	201	225	71	0
Pass Through NH4	86	40	383	1170	4276	148	0
Pass Through YCEW	170	333	3	24	5	1	0
Card Punch	0	0	0	0	0	0	0
Tag Punch	0	0	0	0	0	0	0
Violation	16	2	1	6	4	1	23

Total Traffic Count Entry Details							
Transaction Type	Car/Jeep Count	Bus Count	Truck Count	LCV Count	Multi Axle Vehicle Count	3 Axle Count	AVCX
1	2	3	4	5	6	7	8
Tollable Traffic	574	23	200	384	45	27	0
Non-Tollable Traffic	767	410	578	1494	4566	202	23
Total Traffic Count	1441	433	778	1878	4613	269	23

Executive Engineer
P.W.

Superintending Engineer
P.W.



Handwritten signature

Annexure 8 - Daily Tollable Traffic Count and Revenue Entry Details												
Date		13-Jun-16										
Section Name		0										
Bank Name where cash depositing		BANK OF INDIA										
Bank Account Number		060220110000001										
Collection Depositing Date		14-Jun-16										
Direction: Kusgaon To Kalambeili												
Transaction Type	Car/Jeep Count	Total Car/Jeep Amount (in Rs.)	Bus Count	Total Bus Amount (in Rs.)	Truck Count	Total Truck Amount (in Rs.)	LCV Count	Total LCV Amount (in Rs.)	MAV (Multi Axle Vehicle) Count	Total MAV (Multi Axle Vehicle) Amount (in Rs.)	3 Axle Count	Total 3 Axle Amount (in Rs.)
Single Journey	682	79794.00	9	3087.00	131	32881.00	302	54360.00	37	28230.00	34	20196.00
Monthly Pass Sales	0	0.00	0	0.00	0	0.00	0	0.00	0	0.00	0	0.00
Discounted Coupons Sales 10%	0	0.00	0	0.00	0	0.00	0	0.00	0	0.00	0	0.00
Discounted Coupons Sales 20%	0	0.00	0	0.00	0	0.00	0	0.00	0	0.00	0	0.00
Daily Pass Sale	0	0.00	0	0.00	0	0.00	0	0.00	0	0.00	0	0.00
Local Pass Sales	0	0.00	0	0.00	0	0.00	0	0.00	0	0.00	0	0.00
Return Pass Sale	0	0.00	0	0.00	0	0.00	0	0.00	0	0.00	0	0.00
Direction: Kusgaon To Khalapur Connector												
Transaction Type	Car/Jeep Count	Total Car/Jeep Amount (in Rs.)	Bus Count	Total Bus Amount (in Rs.)	Truck Count	Total Truck Amount (in Rs.)	LCV Count	Total LCV Amount (in Rs.)	MAV (Multi Axle Vehicle) Count	Total MAV (Multi Axle Vehicle) Amount (in Rs.)	3 Axle Count	Total 3 Axle Amount (in Rs.)
Single Journey	31	3038.00	1	286.00	2	418.00	11	1650.00	6	3954.00	5	2475.00
Monthly Pass Sales	0	0.00	0	0.00	0	0.00	0	0.00	0	0.00	0	0.00
Discounted Coupons Sales 10%	0	0.00	0	0.00	0	0.00	0	0.00	0	0.00	0	0.00
Discounted Coupons Sales 20%	0	0.00	0	0.00	0	0.00	0	0.00	0	0.00	0	0.00
Daily Pass Sale	0	0.00	0	0.00	0	0.00	0	0.00	0	0.00	0	0.00
Local Pass Sales	0	0.00	0	0.00	0	0.00	0	0.00	0	0.00	0	0.00
Return Pass Sale	0	0.00	0	0.00	0	0.00	0	0.00	0	0.00	0	0.00
Direction: Khopoli To Kusgaon												
Transaction Type	Car/Jeep Count	Total Car/Jeep Amount (in Rs.)	Bus Count	Total Bus Amount (in Rs.)	Truck Count	Total Truck Amount (in Rs.)	LCV Count	Total LCV Amount (in Rs.)	MAV (Multi Axle Vehicle) Count	Total MAV (Multi Axle Vehicle) Amount (in Rs.)	3 Axle Count	Total 3 Axle Amount (in Rs.)
Single Journey	50	4900.00	0	0.00	0	0.00	0	0.00	0	0.00	0	0.00
Monthly Pass Sales	0	0.00	0	0.00	0	0.00	0	0.00	0	0.00	0	0.00
Discounted Coupons Sales 10%	0	0.00	0	0.00	0	0.00	0	0.00	0	0.00	0	0.00
Discounted Coupons Sales 20%	0	0.00	0	0.00	0	0.00	0	0.00	0	0.00	0	0.00
Daily Pass Sale	0	0.00	0	0.00	0	0.00	0	0.00	0	0.00	0	0.00
Local Pass Sales	0	0.00	0	0.00	0	0.00	0	0.00	0	0.00	0	0.00
Return Pass Sale	0	0.00	0	0.00	0	0.00	0	0.00	0	0.00	0	0.00
Direction: Kusgaon To Khopoli exit												
Transaction Type	Car/Jeep Count	Total Car/Jeep Amount (in Rs.)	Bus Count	Total Bus Amount (in Rs.)	Truck Count	Total Truck Amount (in Rs.)	LCV Count	Total LCV Amount (in Rs.)	MAV (Multi Axle Vehicle) Count	Total MAV (Multi Axle Vehicle) Amount (in Rs.)	3 Axle Count	Total 3 Axle Amount (in Rs.)
Single Journey	0	0.00	0	0.00	0	0.00	0	0.00	0	0.00	0	0.00
Monthly Pass Sales	0	0.00	0	0.00	0	0.00	0	0.00	0	0.00	0	0.00
Discounted Coupons Sales 10%	0	0.00	0	0.00	0	0.00	0	0.00	0	0.00	0	0.00
Discounted Coupons Sales 20%	0	0.00	0	0.00	0	0.00	0	0.00	0	0.00	0	0.00
Daily Pass Sale	0	0.00	0	0.00	0	0.00	0	0.00	0	0.00	0	0.00
Local Pass Sales	0	0.00	0	0.00	0	0.00	0	0.00	0	0.00	0	0.00
Return Pass Sale	0	0.00	0	0.00	0	0.00	0	0.00	0	0.00	0	0.00

Total Non-Tollable Traffic Count Entry Details							
Transaction Type	Car/Jeep Count	Bus Count	Truck Count	LCV Count	Multi Axle Vehicle Count	3 Axle Count	AVCX
Exempt	189	32	47	158	278	31	0
Exit Toll	330	4	178	208	138	87	0
Pass Through NH4	113	20	350	1004	3539	171	0
Pass Through YCEW	199	394	4	21	3	2	0
Card Punch	1	0	0	0	0	0	0
Tag Punch	2	0	0	0	0	0	0
Violation	8	0	1	3	2	2	22

Total Traffic Count Entry Details							
Transaction Type	Car/Jeep Count	Bus Count	Truck Count	LCV Count	Multi Axle Vehicle Count	3 Axle Count	AVCX
Tollable Traffic	763	10	142	343	53	90	0
Non-Tollable Traffic	822	420	580	1384	3960	283	22
Total Traffic Count	1585	430	722	1737	4013	332	22

Executive Engineer
PW

Superintending Engineer
PW



Paul Kurn

KUSGON YEECA 12/06/2016


Annexure 8 - Daily Tollable Traffic Count and Revenue Entry Details												Annexure 8 - Daily Tollable Traffic Count and Revenue Entry Details			
Date	12-Jun-16														
Section Name	0														
Bank Name where cash depositing	BANK OF INDIA														
Bank Account Number	C60220110000001														
Collection Depositing Date	13-Jun-16														
Direction	Kusgon To Kalamboli														
Transaction Type	Car/Jeep Count	Total Car/Jeep Amount (in Rs)	Bus Count	Total Bus Amount (in Rs.)	Truck Count	Total Truck Amount (in Rs.)	LCV Count	Total LCV Amount (in Rs.)	MAV (Multi Axle Vehicle) Count	Total MAV (Multi Axle Vehicle) Amount (in Rs.)	3 Axle Count	Total 3 Axle Amount (in Rs.)			
1	2	3	4	5	6	7	8	9	10	11	12	13			
Single Journey	3153	368901.00	96	32928.00	144	36144.00	418	75240.00	22	17360.00	21	12969.00			
Monthly Pass Sales	0	0.00	0	0.00	0	0.00	0	0.00	0	0.00	0	0.00			
Discounted Coupons Sales 10%	0	0.00	0	0.00	0	0.00	0	0.00	0	0.00	0	0.00			
Discounted Coupons Sales 20%	0	0.00	0	0.00	0	0.00	0	0.00	0	0.00	0	0.00			
Daily Pass Sale	0	0.00	0	0.00	0	0.00	0	0.00	0	0.00	0	0.00			
Local Pass Sales	0	0.00	0	0.00	0	0.00	0	0.00	0	0.00	0	0.00			
Return Pass Sale	0	0.00	0	0.00	0	0.00	0	0.00	0	0.00	0	0.00			
Direction	Kusgon To Khalapur Connector														
Transaction Type	Car/Jeep Count	Total Car/Jeep Amount (in Rs)	Bus Count	Total Bus Amount (in Rs.)	Truck Count	Total Truck Amount (in Rs.)	LCV Count	Total LCV Amount (in Rs.)	MAV (Multi Axle Vehicle) Count	Total MAV (Multi Axle Vehicle) Amount (in Rs.)	3 Axle Count	Total 3 Axle Amount (in Rs.)			
1	2	3	4	5	6	7	8	9	10	11	12	13			
Single Journey	139	13622.00	4	1144.00	4	1045.00	38	5700.00	1	659.00	4	1980.00			
Monthly Pass Sales	0	0.00	0	0.00	0	0.00	0	0.00	0	0.00	0	0.00			
Discounted Coupons Sales 10%	0	0.00	0	0.00	0	0.00	0	0.00	0	0.00	0	0.00			
Discounted Coupons Sales 20%	0	0.00	0	0.00	0	0.00	0	0.00	0	0.00	0	0.00			
Daily Pass Sale	0	0.00	0	0.00	3	0.00	0	0.00	0	0.00	0	0.00			
Local Pass Sales	0	0.00	0	0.00	0	0.00	0	0.00	0	0.00	0	0.00			
Return Pass Sale	0	0.00	0	0.00	0	0.00	0	0.00	0	0.00	0	0.00			
Direction	Khopoli To Kusgon														
Transaction Type	Car/Jeep Count	Total Car/Jeep Amount (in Rs)	Bus Count	Total Bus Amount (in Rs.)	Truck Count	Total Truck Amount (in Rs.)	LCV Count	Total LCV Amount (in Rs.)	MAV (Multi Axle Vehicle) Count	Total MAV (Multi Axle Vehicle) Amount (in Rs.)	3 Axle Count	Total 3 Axle Amount (in Rs.)			
1	2	3	4	5	6	7	8	9	10	11	12	13			
Single Journey	114	11172.00	0	0.00	0	0.00	0	0.00	0	0.00	0	0.00			
Monthly Pass Sales	0	0.00	0	0.00	0	0.00	0	0.00	0	0.00	0	0.00			
Discounted Coupons Sales 10%	0	0.00	0	0.00	0	0.00	0	0.00	0	0.00	0	0.00			
Discounted Coupons Sales 20%	0	0.00	0	0.00	0	0.00	0	0.00	0	0.00	0	0.00			
Daily Pass Sale	0	0.00	0	0.00	0	0.00	0	0.00	0	0.00	0	0.00			
Local Pass Sales	0	0.00	0	0.00	0	0.00	0	0.00	0	0.00	0	0.00			
Return Pass Sale	0	0.00	0	0.00	0	0.00	0	0.00	0	0.00	0	0.00			
Direction	Kusgon to Khopoli exit														
Transaction Type	Car/Jeep Count	Total Car/Jeep Amount (in Rs)	Bus Count	Total Bus Amount (in Rs.)	Truck Count	Total Truck Amount (in Rs.)	LCV Count	Total LCV Amount (in Rs.)	MAV (Multi Axle Vehicle) Count	Total MAV (Multi Axle Vehicle) Amount (in Rs.)	3 Axle Count	Total 3 Axle Amount (in Rs.)			
1	2	3	4	5	6	7	8	9	10	11	12	13			
Single Journey	0	0.00	0	0.00	11	1177.00	41	2214.00	7	1603.00	0	0.00			
Monthly Pass Sales	0	0.00	0	0.00	0	0.00	0	0.00	0	0.00	0	0.00			
Discounted Coupons Sales 10%	0	0.00	0	0.00	0	0.00	0	0.00	0	0.00	0	0.00			
Discounted Coupons Sales 20%	0	0.00	0	0.00	0	0.00	0	0.00	0	0.00	0	0.00			
Daily Pass Sale	0	0.00	0	0.00	0	0.00	0	0.00	0	0.00	0	0.00			
Local Pass Sales	0	0.00	0	0.00	0	0.00	0	0.00	0	0.00	0	0.00			
Return Pass Sale	0	0.00	0	0.00	0	0.00	0	0.00	0	0.00	0	0.00			

Total Non-Tollable Traffic Count Entry Details							
Transaction Type	Car/Jeep Count	Bus Count	Truck Count	LCV Count	Multi Axle Vehicle Count	3 Axle Count	AVCX
1	2	3	4	5	6	7	8
Exempt	563	129	31	184	224	15	0
Exit Toll	1024	41	118	194	108	43	0
Pass Through NH4	145	32	206	512	2845	36	0
Pass Through	280	290	9	22	2	5	0
Card Punch	0	0	0	0	0	0	0
Tag Punch	0	0	0	0	0	0	0
Violation	510	49	25	117	29	14	432

Total Traffic Count Entry Details							
Transaction Type	Car/Jeep Count	Bus Count	Truck Count	LCV Count	Multi Axle Vehicle Count	3 Axle Count	AVCX
1	2	3	4	5	6	7	8
Tollable Traffic	3406	100	160	497	30	25	0
Non-Tollable	2522	541	392	1129	3208	113	432
Total Traffic Count	5928	641	552	1626	3238	138	432

Executive Engineer
P.W.

Superintending Engineer
P.W.



17/06/2016

Annexure 3 - Daily Tollable Traffic Count and Revenue Entry Details		Annexure 4 - Daily Tollable Traffic Count and Revenue Entry Details	
Date	17-Jun-16		
Section Name	0		
Bank Name where cash depositing	IDBI BANK		
*Bank Account Number	018910200014049		
Collection Depositing Date	18-Jun-16		
Direction	Shedung to Kalamboli		

Transaction Type	Car/Jeep Count	Total Car/Jeep Amount (in Rs.)	Bus Count	Total Bus Amount (in Rs.)	Truck Count	Total Truck Amount (in Rs.)	LCV Count	Total LCV Amount (in Rs.)	MAV(Multi Axle Vehicle) Count	Total MAV (Multi Axle Vehicle) Amount (in Rs.)	3 Axle Count	Total 3 Axle Amount (in Rs.)
1	2	3	4	5	6	7	8	9	10	11	12	13
Single Journey	752	26320.00	41	3239.00	263	20777.00	729	32076.00	323	58700.00	178	23584.00
Monthly Pass Sales	0	0.00	0	0.00	0	0.00	0	0.00	0	0.00	0	0.00
Discounted Coupons Sales 10%	0	0.00	0	0.00	0	0.00	0	0.00	0	0.00	0	0.00
Discounted Coupons Sales 20%	0	0.00	0	0.00	0	0.00	0	0.00	0	0.00	0	0.00
Daily Pass Sale	0	0.00	0	0.00	0	0.00	0	0.00	0	0.00	0	0.00
Local Pass Sales	0	0.00	0	0.00	0	0.00	0	0.00	0	0.00	0	0.00
Return Pass Sale	0	0.00	0	0.00	0	0.00	0	0.00	0	0.00	0	0.00

Transaction Type	Car/Jeep Count	Total Car/Jeep Amount (in Rs.)	Bus Count	Total Bus Amount (in Rs.)	Truck Count	Total Truck Amount (in Rs.)	LCV Count	Total LCV Amount (in Rs.)	MAV(Multi Axle Vehicle) Count	Total MAV (Multi Axle Vehicle) Amount (in Rs.)	3 Axle Count	Total 3 Axle Amount (in Rs.)
1	2	3	4	5	6	7	8	9	10	11	12	13
Single Journey	1077	37800.00	80	6320.00	242	19118.00	756	33264.00	490	65325.00	169	25326.00
Monthly Pass Sales	0	0.00	0	0.00	0	0.00	0	0.00	0	0.00	0	0.00
Discounted Coupons Sales 10%	0	0.00	0	0.00	0	0.00	0	0.00	0	0.00	0	0.00
Discounted Coupons Sales 20%	0	0.00	0	0.00	0	0.00	0	0.00	0	0.00	0	0.00
Daily Pass Sale	0	0.00	0	0.00	0	0.00	0	0.00	0	0.00	0	0.00
Local Pass Sales	0	0.00	0	0.00	0	0.00	0	0.00	0	0.00	0	0.00
Return Pass Sale	0	0.00	0	0.00	0	0.00	0	0.00	0	0.00	0	0.00

Total Non-Tollable Traffic Count Entry Details							
Transaction Type	Car/Jeep Count	Bus Count	Truck Count	LCV Count	Multi Axle Vehicle Count	3 Axle Count	AVCX
1	2	3	4	5	6	7	8
Exempt	1620	27	28	299	18	24	0
Exit Toll	0	0	0	0	0	0	0
Pass Through NH4	304	19	160	926	860	318	0
Pass Through YCEW	0	0	0	0	0	0	0
Card Punch	0	0	0	0	0	0	0
Tag Punch	5	0	0	0	3	0	0
Violation	389	13	7	70	21	18	51

Total Traffic Count Entry Details							
Transaction Type	Car/Jeep Count	Bus Count	Truck Count	LCV Count	Multi Axle Vehicle Count	3 Axle Count	AVCX
1	2	3	4	5	6	7	8
Tollable Traffic	1628	121	505	1485	613	365	0
Non - Tollable Traffic	2318	59	195	995	900	360	51
Total Traffic Count	4147	180	700	2480	1713	725	51

Executive Engineer
P.W.

Superintending Engineer
P.W.



* The Collection Bank Changed from Bank of India Dombivli Branch to IDBI Bank Old Panvel Branch from 18th June-2015

Shedung Road

16/06/2016


Annexure 8 - Daily Tollable Traffic Count and Revenue Entry Details												
Date	16-Jun-16											
Section Name	0											
Bank Name where cash depositing	IDBI BANK											
*Bank Account Number	0189102000014049											
Collection Depositing Date	17-Jun-16											
Direction	Shedung to Kalamboli											
Transaction Type	Car/Jeep Count	Total Car/Jeep Amount (In Rs.)	Bus Count	Total Bus Amount (In Rs.)	Truck Count	Total Truck Amount (In Rs.)	LCV Count	Total LCV Amount (In Rs.)	MAV(Multi Axle Vehicle) Count	Total MAV (Multi Axle Vehicle) Amount (In Rs.)	3 Axle Count	Total 3 Axle Amount (In Rs.)
1	2	3	4	5	6	7	8	9	10	11	12	13
Single Journey	804	29140.00	44	3476.00	235	18565.00	713	31372.00	356	62300.00	185	22110.00
Monthly Pass Sales	0	0.00	0	0.00	0	0.00	0	0.00	0	0.00	0	0.00
Discounted Coupons Sales 10%	0	0.00	0	0.00	0	0.00	0	0.00	0	0.00	0	0.00
Discounted Coupons Sales 20%	0	0.00	0	0.00	0	0.00	0	0.00	0	0.00	0	0.00
Daily Pass Sale	0	0.00	0	0.00	0	0.00	0	0.00	0	0.00	0	0.00
Local Pass Sale	0	0.00	0	0.00	0	0.00	0	0.00	0	0.00	0	0.00
Return Pass Sale	0	0.00	0	0.00	0	0.00	0	0.00	0	0.00	0	0.00
Direction	Kalamboli to Shedung											
Transaction Type	Car/Jeep Count	Total Car/Jeep Amount (In Rs.)	Bus Count	Total Bus Amount (In Rs.)	Truck Count	Total Truck Amount (In Rs.)	LCV Count	Total LCV Amount (In Rs.)	MAV(Multi Axle Vehicle) Count	Total MAV (Multi Axle Vehicle) Amount (In Rs.)	3 Axle Count	Total 3 Axle Amount (In Rs.)
1	2	3	4	5	6	7	8	9	10	11	12	13
Single Journey	938	32865.00	83	6557.00	275	21725.00	809	35595.00	531	92925.00	225	30180.00
Monthly Pass Sales	0	0.00	0	0.00	0	0.00	0	0.00	0	0.00	0	0.00
Discounted Coupons Sales 10%	0	0.00	0	0.00	0	0.00	0	0.00	0	0.00	0	0.00
Discounted Coupons Sales 20%	0	0.00	0	0.00	0	0.00	0	0.00	0	0.00	0	0.00
Daily Pass Sale	0	0.00	0	0.00	0	0.00	0	0.00	0	0.00	0	0.00
Local Pass Sale	0	0.00	0	0.00	0	0.00	0	0.00	0	0.00	0	0.00
Return Pass Sale	0	0.00	0	0.00	0	0.00	0	0.00	0	0.00	0	0.00

Total Non-Tollable Traffic Count Entry Details							
Transaction Type	Car/Jeep Count	Bus Count	Truck Count	LCV Count	Multi Axle Vehicle Count	3 Axle Count	AVCX
1	2	3	4	5	6	7	8
Exempt	1850	47	31	356	37	97	0
Exit Toll	0	0	0	0	0	0	0
Pass Through NH4	317	29	156	738	269	273	0
Pass Through YCEW	0	0	0	0	0	0	0
Card Punch	0	0	0	0	0	0	0
Tag Punch	0	0	0	0	2	0	0
Violation	308	13	6	51	30	28	92

Total Traffic Count Entry Details							
Transaction Type	Car/Jeep Count	Bus Count	Truck Count	LCV Count	Multi Axle Vehicle Count	3 Axle Count	AVCX
1	2	3	4	5	6	7	8
Tollable Traffic	1742	127	510	1522	837	390	0
Non-Tollable Traffic	2275	88	193	1145	1036	398	92
Total Traffic Count	4017	216	703	2667	1925	788	92

Executive Engineer
P.W.

Superintending Engineer
P.W.



Handwritten signature

* The Collector Bank Changed from Bank of India Dombivli Branch to IDBI Bank Old Panvel Branch from 16th June 2016

Shedung YCEW 15/06/2016

Annexure 8 - Daily Tollable Traffic Count and Revenue Entry Details												
Date	15-Jun-16											
Section Name	0											
Bank Name where cash depositing	BANK OF INDIA											
Bank Account Number	00952011000046											
Collection Depositing Date	16-Jun-16											
Direction	Shedung to Kalambeli											
Transaction Type	Car/Jeep Count	Total Car/Jeep Amount (in Rs.)	Bus Count	Total Bus Amount (in Rs.)	Truck Count	Total Truck Amount (in Rs.)	LCV Count	Total LCV Amount (in Rs.)	MAV(Multi Axle Vehicle) Count	Total MAV (Multi Axle Vehicle) Amount (in Rs.)	3 Axle Count	Total 3 Axle Amount (in Rs.)
1	2	3	4	5	6	7	8	9	10	11	12	13
Single Journey	750	28250.00	36	2844.00	273	21567.00	656	28864.00	318	55825.00	164	21976.00
Monthly Pass Sales	0	0.00	0	0.00	0	0.00	0	0.00	0	0.00	0	0.00
Discounted Coupons Sales 18%	0	0.00	0	0.00	0	0.00	0	0.00	0	0.00	0	0.00
Discounted Coupons Sales 20%	0	0.00	0	0.00	0	0.00	0	0.00	0	0.00	0	0.00
Daily Pass Sale	0	0.00	0	0.00	0	0.00	0	0.00	0	0.00	0	0.00
Local Pass Sales	0	0.00	0	0.00	0	0.00	0	0.00	0	0.00	0	0.00
Return Pass Sale	0	0.00	0	0.00	0	0.00	0	0.00	0	0.00	0	0.00
Direction	Kalambeli to Shedung											
Transaction Type	Car/Jeep Count	Total Car/Jeep Amount (in Rs.)	Bus Count	Total Bus Amount (in Rs.)	Truck Count	Total Truck Amount (in Rs.)	LCV Count	Total LCV Amount (in Rs.)	MAV(Multi Axle Vehicle) Count	Total MAV (Multi Axle Vehicle) Amount (in Rs.)	3 Axle Count	Total 3 Axle Amount (in Rs.)
1	2	3	4	5	6	7	8	9	10	11	12	13
Single Journey	891	31185.00	73	5767.00	269	21251.00	788	34718.00	483	84525.00	199	26666.00
Monthly Pass Sales	0	0.00	0	0.00	0	0.00	0	0.00	0	0.00	0	0.00
Discounted Coupons Sales 18%	0	0.00	0	0.00	0	0.00	0	0.00	0	0.00	0	0.00
Discounted Coupons Sales 20%	0	0.00	0	0.00	0	0.00	0	0.00	0	0.00	0	0.00
Daily Pass Sale	0	0.00	0	0.00	0	0.00	0	0.00	0	0.00	0	0.00
Local Pass Sales	0	0.00	0	0.00	0	0.00	0	0.00	0	0.00	0	0.00
Return Pass Sale	0	0.00	0	0.00	0	0.00	0	0.00	0	0.00	0	0.00

Total Non-Tollable Traffic Count Entry Details							
Transaction Type	Car/Jeep Count	Bus Count	Truck Count	LCV Count	Multi Axle Vehicle Count	3 Axle Count	AVCX
1	2	3	4	5	6	7	8
Exempt	1680	44	30	304	39	43	0
Exit Toll	0	0	0	0	0	0	0
Pass Through NH4	269	24	142	634	807	274	0
Pass Through YCEW	0	0	0	0	0	0	0
Card Punch	2	0	0	0	0	0	0
Tag Punch	0	0	0	1	0	0	0
Violation	328	0	3	31	7	7	33

Total Traffic Count Entry Details							
Transaction Type	Car/Jeep Count	Bus Count	Truck Count	LCV Count	Multi Axle Vehicle Count	3 Axle Count	AVCX
1	2	3	4	5	6	7	8
Tollable Traffic	1641	109	542	144d	801	363	0
Non-Tollable Traffic	2259	68	175	970	853	324	33
Total Traffic Count	3900	177	717	2414	1654	687	33

Executive Engineer
P.W.

Superintending Engineer
P.W.



Shedung Year: 14/06/2016

Annexure 8 - Daily Tollable Traffic Count and Revenue Entry Details												
Date	14-Jun-16											
Section Name	0											
Bank Name where cash depositing	BANK OF INDIA											
Bank Account Number	009520110000049											
Collection Date	15-Jun-16											
Direction	Shedung to Kalamboli											
Transaction Type	Car/Jeep Count	Total Car/Jeep Amount (in Rs.)	Bus Count	Total Bus Amount (in Rs.)	Truck Count	Total Truck Amount (in Rs.)	LCV Count	Total LCV Amount (in Rs.)	MAV(Multi Axle Vehicle) Count	Total MAV (Multi Axle Vehicle) Amount (in Rs.)	3 Axle Count	Total 3 Axle Amount (in Rs.)
1	2	3	4	5	6	7	8	9	10	11	12	13
Single Journey	757	26530.00	28	2212.00	232	18328.00	650	29040.00	336	58800.00	170	22780.00
Monthly Pass Sales	0	0.00	0	0.00	0	0.00	0	0.00	0	0.00	0	0.00
Discounted Coupons Sales 10%	0	0.00	0	0.00	0	0.00	0	0.00	0	0.00	0	0.00
Discounted Coupons Sales 20%	0	0.00	0	0.00	0	0.00	0	0.00	0	0.00	0	0.00
Daily Pass Sale	0	0.00	0	0.00	0	0.00	0	0.00	0	0.00	0	0.00
Local Pass Sales	0	0.00	0	0.00	0	0.00	0	0.00	0	0.00	0	0.00
Return Pass Sale	0	0.00	0	0.00	0	0.00	0	0.00	0	0.00	0	0.00
Direction	Kalamboli to Shedung											
Transaction Type	Car/Jeep Count	Total Car/Jeep Amount (in Rs.)	Bus Count	Total Bus Amount (in Rs.)	Truck Count	Total Truck Amount (in Rs.)	LCV Count	Total LCV Amount (in Rs.)	MAV(Multi Axle Vehicle) Count	Total MAV (Multi Axle Vehicle) Amount (in Rs.)	3 Axle Count	Total 3 Axle Amount (in Rs.)
1	2	3	4	5	6	7	8	9	10	11	12	13
Single Journey	926	32410.00	77	6083.00	274	21846.00	900	35200.00	583	102025.00	213	28542.00
Monthly Pass Sales	0	0.00	0	0.00	0	0.00	0	0.00	0	0.00	0	0.00
Discounted Coupons Sales 10%	0	0.00	0	0.00	0	0.00	0	0.00	0	0.00	0	0.00
Discounted Coupons Sales 20%	0	0.00	0	0.00	0	0.00	0	0.00	0	0.00	0	0.00
Daily Pass Sale	0	0.00	0	0.00	0	0.00	0	0.00	0	0.00	0	0.00
Local Pass Sales	0	0.00	0	0.00	0	0.00	0	0.00	0	0.00	0	0.00
Return Pass Sale	0	0.00	0	0.00	0	0.00	0	0.00	0	0.00	0	0.00

Total Non-Tollable Traffic Count Entry Details							
Transaction Type	Car/Jeep Count	Bus Count	Truck Count	LCV Count	Multi Axle Vehicle Count	3 Axle Count	AVCX
1	2	3	4	5	6	7	8
Exempt	1576	33	27	345	42	36	0
Exit Toll	0	0	0	0	0	0	0
Pass Through NH4	271	14	162	565	851	282	0
Pass Through YCEW	0	0	0	0	0	0	0
Card Punch	2	0	0	0	0	0	0
Tag Punch	4	0	0	0	0	0	0
Violation	330	7	8	47	12	10	50

Total Traffic Count Entry Details							
Transaction Type	Car/Jeep Count	Bus Count	Truck Count	LCV Count	Multi Axle Vehicle Count	3 Axle Count	AVCX
1	2	3	4	5	6	7	8
Tollable Traffic	1883	105	505	1400	919	383	0
Non - Tollable Traffic	2183	54	167	957	906	328	50
Total Traffic Count	3866	159	703	2417	1825	711	50

Executive Engineer
P.W.

Superintending Engineer
P.W.



Handwritten signature

Annexure 8 - Daily Tollable Traffic Count and Revenue Entry Details												
Date	13-Jun-18											
Section Name	0											
Bank Name where cash depositing	BANK OF INDIA											
Bank Account Number	009520110000946											
Collection Depositing Date	14-Jun-18											
Direction	Shedung to Kalamboli											
Transaction Type	Car/Jeep Count	Total Car/Jeep Amount (In Rs.)	Bus Count	Total Bus Amount (In Rs.)	Truck Count	Total Truck Amount (In Rs.)	LCV Count	Total LCV Amount (In Rs.)	MAV (Multi Axle Vehicle) Count	Total MAV (Multi Axle Vehicle) Amount (In Rs.)	3 Axle Count	Total 3 Axle Amount (In Rs.)
Single Journey	662	23205.00	28	2212.00	210	16580.00	824	27456.00	324	56700.00	166	22244.00
Monthly Pass Sales	0	0.00	0	0.00	0	0.00	0	0.00	0	0.00	0	0.00
Discounted Coupons Sales 10%	0	0.00	0	0.00	0	0.00	0	0.00	0	0.00	0	0.00
Discounted Coupons Sales 20%	0	0.00	0	0.00	0	0.00	0	0.00	0	0.00	0	0.00
Daily Pass Sale	0	0.00	0	0.00	0	0.00	0	0.00	0	0.00	0	0.00
Local Pass Sales	0	0.00	0	0.00	0	0.00	0	0.00	0	0.00	0	0.00
Return Pass Sale	0	0.00	0	0.00	0	0.00	0	0.00	0	0.00	0	0.00
Direction	Kalamboli to Shedung											
Transaction Type	Car/Jeep Count	Total Car/Jeep Amount (In Rs.)	Bus Count	Total Bus Amount (In Rs.)	Truck Count	Total Truck Amount (In Rs.)	LCV Count	Total LCV Amount (In Rs.)	MAV (Multi Axle Vehicle) Count	Total MAV (Multi Axle Vehicle) Amount (In Rs.)	3 Axle Count	Total 3 Axle Amount (In Rs.)
Single Journey	845	29575.00	61	4619.00	270	21330.00	789	33836.00	394	69125.00	200	27202.00
Monthly Pass Sales	0	0.00	0	0.00	0	0.00	0	0.00	0	0.00	0	0.00
Discounted Coupons Sales 10%	0	0.00	0	0.00	0	0.00	0	0.00	0	0.00	0	0.00
Discounted Coupons Sales 20%	0	0.00	0	0.00	0	0.00	0	0.00	0	0.00	0	0.00
Daily Pass Sale	0	0.00	0	0.00	0	0.00	0	0.00	0	0.00	0	0.00
Local Pass Sales	0	0.00	0	0.00	0	0.00	0	0.00	0	0.00	0	0.00
Return Pass Sale	0	0.00	0	0.00	0	0.00	0	0.00	0	0.00	0	0.00

Total Non-Tollable Traffic Count Entry Details							
Transaction Type	Car/Jeep Count	Bus Count	Truck Count	LCV Count	Multi Axle Vehicle Count	3 Axle Count	AVCX
Exempt	1780	38	43	343	53	54	0
Exit Toll	0	0	0	0	0	0	0
Pass Through NH4	324	16	142	630	789	239	0
Pass Through YCEW	0	0	0	0	0	0	0
Card Punch	0	0	0	0	0	0	0
Tag Punch	1	0	0	0	1	0	0
Violation	241	0	3	20	7	9	26

Total Traffic Count Entry Details							
Transaction Type	Car/Jeep Count	Bus Count	Truck Count	LCV Count	Multi Axle Vehicle Count	3 Axle Count	AVCX
Tollable Traffic	1507	89	480	1393	718	389	0
Non-Tollable Traffic	2346	54	188	563	850	302	26
Total Traffic Count	3853	143	668	2386	1568	691	26

Executive Engineer
PW

Superintending Engineer
PW



Signature

Shedung 4/1/16

12/06/2016

Annexure B - Daily Tollable Traffic Count and Revenue Entry Details												Annexure B - Daily Tollable Traffic Count and Revenue Entry Details											
Date		12-Jun-16																					
Section Name		0																					
Bank Name where cash depositing		BANK OF INDIA																					
Bank Account Number		009520110000048																					
Collection Date		13-Jun-16																					
Dispositino Date		Shedung to Kalambe#																					
Direction		Shedung to Kalambe#																					
Transaction Type	Car/Jeep Count	Total Car/Jeep Amount(In Rs.)	Bus Count	Total Bus Amount (In Rs.)	Truck Count	Total Truck Amount (In Rs.)	LCV Count	Total LCV Amount (In Rs.)	MAV(Multi Axle Vehicle) Count	Total MAV (Multi Axle Vehicle)Amount (In Rs.)	3 Axle Count	Total 3 Axle Amount (In Rs.)											
1	2	3	4	5	6	7	8	9	10	11	12	13											
Single Journey	1614	56480.00	20	1580.00	139	19581.00	464	20418.00	208	36400.00	83	11122.00											
Monthly Pass Sales	0	0.00	0	0.00	0	0.00	0	0.00	0	0.00	0	0.00											
Discounted Coupons Sales 10%	0	0.00	0	0.00	0	0.00	0	0.00	0	0.00	0	0.00											
Discounted Coupons Sales 20%	0	0.00	0	0.00	0	0.00	0	0.00	0	0.00	0	0.00											
Daily Pass Sale	0	0.00	0	0.00	0	0.00	0	0.00	0	0.00	0	0.00											
Local Pass Sales	0	0.00	0	0.00	0	0.00	0	0.00	0	0.00	0	0.00											
Return Pass Sale	0	0.00	0	0.00	0	0.00	0	0.00	0	0.00	0	0.00											
Direction		Kalambe# to Shedung																					
Transaction Type	Car/Jeep Count	Total Car/Jeep Amount(In Rs.)	Bus Count	Total Bus Amount (In Rs.)	Truck Count	Total Truck Amount (In Rs.)	LCV Count	Total LCV Amount (In Rs.)	MAV(Multi Axle Vehicle) Count	Total MAV (Multi Axle Vehicle)Amount (In Rs.)	3 Axle Count	Total 3 Axle Amount (In Rs.)											
1	2	3	4	5	6	7	8	9	10	11	12	13											
Single Journey	1348	47180.00	56	5214.00	121	9559.00	445	19580.00	409	71575.00	80	11524.00											
Monthly Pass Sales	0	0.00	0	0.00	0	0.00	0	0.00	0	0.00	0	0.00											
Discounted Coupons Sales 10%	0	0.00	0	0.00	0	0.00	0	0.00	0	0.00	0	0.00											
Discounted Coupons Sales 20%	0	0.00	0	0.00	0	0.00	0	0.00	0	0.00	0	0.00											
Daily Pass Sale	0	0.00	0	0.00	0	0.00	0	0.00	0	0.00	0	0.00											
Local Pass Sales	0	0.00	0	0.00	0	0.00	0	0.00	0	0.00	0	0.00											
Return Pass Sale	0	0.00	0	0.00	0	0.00	0	0.00	0	0.00	0	0.00											

Total Non-Tollable Traffic Count Entry Details							
Transaction Type	Car/Jeep Count	Bus Count	Truck Count	LCV Count	Multi Axle Vehicle Count	3 Axle Count	AVCX
1	2	3	4	5	6	7	8
Exempt	1483	13	13	178	10	60	0
Exit Toll	0	0	0	0	0	0	0
Pass Through NH4	483	10	13	417	840	206	0
Pass Through	0	0	0	0	0	0	0
Card Punch	1	0	0	0	3	0	0
Tag Punch	0	0	0	0	1	0	0
Violation	421	2	2	22	15	7	83

Total Traffic Count Entry Details							
Transaction Type	Car/Jeep Count	Bus Count	Truck Count	LCV Count	Multi Axle Vehicle Count	3 Axle Count	AVCX
1	2	3	4	5	6	7	8
Tollable Traffic	2962	86	260	909	616	169	0
Non - Tollable	2398	25	146	817	866	273	83
Total Traffic Count	5360	111	406	1526	1482	442	83



Executive Engineer
P W

Superintending Engineer
P W

Talgaon YCEW 17/06/2016


Annexure 8 - Daily Tollable Traffic Count and Revenue Entry Details												
Date	17-Jun-16											
Section Name	0											
Bank Name where cash depositing	BANK OF INDIA											
Bank Account Number	06022011000001											
Collection Depositing Date	18-Jun-16											
Direction	Talegaon To Mumbai											
Transaction Type	Car/Jeep Count	Total Car/Jeep Amount (in Rs.)	Bus Count	Total Bus Amount (in Rs.)	Truck Count	Total Truck Amount (in Rs.)	LCV Count	Total LCV Amount (in Rs.)	MAV(Multi Axle Vehicle) Count	Total MAV (Multi Axle Vehicle) Amount (in Rs.)	3 Axle Count	Total 3 Axle Amount (in Rs.)
1	2	3	4	5	6	7	8	9	10	11	12	13
Single Journey	11724	2265495.00	1176	680218.00	1231	472935.00	1995	593280.00	595	753112.00	715	709038.00
Monthly Pass Sales	0	0.00	0	0.00	0	0.00	0	0.00	0	0.00	0	0.00
Discounted Coupons Sales 10%	0	0.00	0	0.00	0	0.00	0	0.00	0	0.00	0	0.00
Discounted Coupons Sales 20%	0	0.00	0	0.00	0	0.00	0	0.00	0	0.00	0	0.00
Daily Pass Sale	0	0.00	0	0.00	0	0.00	0	0.00	0	0.00	0	0.00
Local Pass Sales	0	0.00	0	0.00	0	0.00	0	0.00	0	0.00	0	0.00
Return Pass Sale	0	0.00	0	0.00	0	0.00	0	0.00	0	0.00	0	0.00
Direction	Talegaon To Khalapur Connector											
Transaction Type	Car/Jeep Count	Total Car/Jeep Amount (in Rs.)	Bus Count	Total Bus Amount (in Rs.)	Truck Count	Total Truck Amount (in Rs.)	LCV Count	Total LCV Amount (in Rs.)	MAV(Multi Axle Vehicle) Count	Total MAV (Multi Axle Vehicle) Amount (in Rs.)	3 Axle Count	Total 3 Axle Amount (in Rs.)
1	2	3	4	5	6	7	8	9	10	11	12	13
Single Journey	265	38690.00	7	2996.00	22	6808.00	39	8775.00	40	39520.00	22	16346.00
Monthly Pass Sales	0	0.00	0	0.00	0	0.00	0	0.00	0	0.00	0	0.00
Discounted Coupons Sales 10%	0	0.00	0	0.00	0	0.00	0	0.00	0	0.00	0	0.00
Discounted Coupons Sales 20%	0	0.00	0	0.00	0	0.00	0	0.00	0	0.00	0	0.00
Daily Pass Sale	0	0.00	0	0.00	0	0.00	0	0.00	0	0.00	0	0.00
Local Pass Sales	0	0.00	0	0.00	0	0.00	0	0.00	0	0.00	0	0.00
Return Pass Sale	0	0.00	0	0.00	0	0.00	0	0.00	0	0.00	0	0.00
Direction	Talegaon To Kusaon											
Transaction Type	Car/Jeep Count	Total Car/Jeep Amount (in Rs.)	Bus Count	Total Bus Amount (in Rs.)	Truck Count	Total Truck Amount (in Rs.)	LCV Count	Total LCV Amount (in Rs.)	MAV(Multi Axle Vehicle) Count	Total MAV (Multi Axle Vehicle) Amount (in Rs.)	3 Axle Count	Total 3 Axle Amount (in Rs.)
1	2	3	4	5	6	7	8	9	10	11	12	13
Single Journey	1349	157833.00	15	5145.00	90	22841.00	197	35490.00	39	30810.00	96	57024.00
Monthly Pass Sales	0	0.00	0	0.00	0	0.00	0	0.00	0	0.00	0	0.00
Discounted Coupons Sales 10%	0	0.00	0	0.00	0	0.00	0	0.00	0	0.00	0	0.00
Discounted Coupons Sales 20%	0	0.00	0	0.00	0	0.00	0	0.00	0	0.00	0	0.00
Daily Pass Sale	0	0.00	0	0.00	0	0.00	0	0.00	0	0.00	0	0.00
Local Pass Sales	0	0.00	0	0.00	0	0.00	0	0.00	0	0.00	0	0.00
Return Pass Sale	0	0.00	0	0.00	0	0.00	0	0.00	0	0.00	0	0.00
Direction	Kusaon To Pune											
Transaction Type	Car/Jeep Count	Total Car/Jeep Amount (in Rs.)	Bus Count	Total Bus Amount (in Rs.)	Truck Count	Total Truck Amount (in Rs.)	LCV Count	Total LCV Amount (in Rs.)	MAV(Multi Axle Vehicle) Count	Total MAV (Multi Axle Vehicle) Amount (in Rs.)	3 Axle Count	Total 3 Axle Amount (in Rs.)
1	2	3	4	5	6	7	8	9	10	11	12	13
Single Journey	1357	159978.00	62	25968.00	42	10542.00	162	27680.00	19	17710.00	24	15048.00
Monthly Pass Sales	0	0.00	0	0.00	0	0.00	0	0.00	0	0.00	0	0.00
Discounted Coupons Sales 10%	0	0.00	0	0.00	0	0.00	0	0.00	0	0.00	0	0.00
Discounted Coupons Sales 20%	0	0.00	0	0.00	0	0.00	0	0.00	0	0.00	0	0.00
Daily Pass Sale	0	0.00	0	0.00	0	0.00	0	0.00	0	0.00	0	0.00
Local Pass Sales	0	0.00	0	0.00	0	0.00	0	0.00	0	0.00	0	0.00
Return Pass Sale	0	0.00	0	0.00	0	0.00	0	0.00	0	0.00	0	0.00

Total Non-Tollable Traffic Count Entry Details							
Transaction Type	Car/Jeep Count	Bus Count	Truck Count	LCV Count	Multi Axle Vehicle Count	3 Axle Count	AVCX
1	2	3	4	5	6	7	8
Exempt	2967	2	18	232	14	4	0
Exit Toll	12487	1118	1193	2124	797	739	0
Pass Through NH4	0	0	0	0	0	0	0
Pass Through YCEW	0	0	0	0	0	0	0
Card Punch	45	0	0	11	0	0	0
Tag Punch	27	20	2	3	15	6	0
Violation	435	8	4	6	2	1	30

Total Traffic Count Entry Details							
Transaction Type	Car/Jeep Count	Bus Count	Truck Count	LCV Count	Multi Axle Vehicle Count	3 Axle Count	AVCX
1	2	3	4	5	6	7	8
Tollable Traffic	14695	1260	1385	2383	594	857	0
Non - Tollable Traffic	15976	1148	1217	2376	628	750	30
Total Traffic Count	30670	2408	2602	4759	1222	1607	30

Executive Engineer
PW

Superintending Engineer
PW



Handwritten signature

Talegaon 16/06/2016

Annexure 8 - Daily Tollable Traffic Count and Revenue Entry Details

Date: 16-Jun-16
 Section Name: 0
 Bank Name where cash depositing: BANK OF INDIA
 Bank Account Number: 060220110000001
 Collection Depositing Date: 17-Jun-16

Direction: Talegaon To Mumbai

Transaction Type	Car/Jeep Count	Total Car/Jeep Amount(In Rs)	Bus Count	Total Bus Amount (In Rs.)	Truck Count	Total Truck Amount (In Rs.)	LCV Count	Total LCV Amount (In Rs.)	MAV(Multi Axle Vehicle) Count	Total MAV (Multi Axle Vehicle) Amount (In Rs.)	3 Axle Count	Total 3 Axle Amount (In Rs.)
Single Journey	9709	1876800.00	1143	658941.00	1068	409295.00	1935	576288.00	606	772133.00	658	651420.00
Monthly Pass Sales	0	0.00	0	0.00	0	0.00	0	0.00	0	0.00	0	0.00
Discounted Coupons Sales 10%	0	0.00	0	0.00	0	0.00	0	0.00	0	0.00	0	0.00
Discounted Coupons Sales 20%	0	0.00	0	0.00	0	0.00	0	0.00	0	0.00	0	0.00
Daily Pass Sale	0	0.00	0	0.00	0	0.00	0	0.00	0	0.00	0	0.00
Local Pass Sales	0	0.00	0	0.00	0	0.00	0	0.00	0	0.00	0	0.00
Return Pass Sale	0	0.00	0	0.00	0	0.00	0	0.00	0	0.00	0	0.00

Direction: Talegaon To Khalapur Connector

Transaction Type	Car/Jeep Count	Total Car/Jeep Amount(In Rs)	Bus Count	Total Bus Amount (In Rs.)	Truck Count	Total Truck Amount (In Rs.)	LCV Count	Total LCV Amount (In Rs.)	MAV(Multi Axle Vehicle) Count	Total MAV (Multi Axle Vehicle) Amount (In Rs.)	3 Axle Count	Total 3 Axle Amount (In Rs.)
Single Journey	197	28762.00	3	1284.00	22	6908.00	22	4950.00	51	50388.00	18	13374.00
Monthly Pass Sales	0	0.00	0	0.00	0	0.00	0	0.00	0	0.00	0	0.00
Discounted Coupons Sales 10%	0	0.00	0	0.00	0	0.00	0	0.00	0	0.00	0	0.00
Discounted Coupons Sales 20%	0	0.00	0	0.00	0	0.00	0	0.00	0	0.00	0	0.00
Daily Pass Sale	0	0.00	0	0.00	0	0.00	0	0.00	0	0.00	0	0.00
Local Pass Sales	0	0.00	0	0.00	0	0.00	0	0.00	0	0.00	0	0.00
Return Pass Sale	0	0.00	0	0.00	0	0.00	0	0.00	0	0.00	0	0.00

Direction: Talegaon To Kusgaon

Transaction Type	Car/Jeep Count	Total Car/Jeep Amount(In Rs)	Bus Count	Total Bus Amount (In Rs.)	Truck Count	Total Truck Amount (In Rs.)	LCV Count	Total LCV Amount (In Rs.)	MAV(Multi Axle Vehicle) Count	Total MAV (Multi Axle Vehicle) Amount (In Rs.)	3 Axle Count	Total 3 Axle Amount (In Rs.)
Single Journey	1072	125541.00	11	3773.00	98	24598.00	188	34200.00	45	36340.00	111	65834.00
Monthly Pass Sales	0	0.00	0	0.00	0	0.00	0	0.00	0	0.00	0	0.00
Discounted Coupons Sales 10%	0	0.00	0	0.00	0	0.00	0	0.00	0	0.00	0	0.00
Discounted Coupons Sales 20%	0	0.00	0	0.00	0	0.00	0	0.00	0	0.00	0	0.00
Daily Pass Sale	0	0.00	0	0.00	0	0.00	0	0.00	0	0.00	0	0.00
Local Pass Sales	0	0.00	0	0.00	0	0.00	0	0.00	0	0.00	0	0.00
Return Pass Sale	0	0.00	0	0.00	0	0.00	0	0.00	0	0.00	0	0.00

Direction: Kusgaon To Puno


Transaction Type	Car/Jeep Count	Total Car/Jeep Amount(In Rs)	Bus Count	Total Bus Amount (In Rs.)	Truck Count	Total Truck Amount (In Rs.)	LCV Count	Total LCV Amount (In Rs.)	MAV(Multi Axle Vehicle) Count	Total MAV (Multi Axle Vehicle) Amount (In Rs.)	3 Axle Count	Total 3 Axle Amount (In Rs.)
Single Journey	1207	143013.00	56	23671.00	52	13352.00	196	35880.00	17	18173.00	19	11286.00
Monthly Pass Sales	0	0.00	0	0.00	0	0.00	0	0.00	0	0.00	0	0.00
Discounted Coupons Sales 10%	0	0.00	0	0.00	0	0.00	0	0.00	0	0.00	0	0.00
Discounted Coupons Sales 20%	0	0.00	0	0.00	0	0.00	0	0.00	0	0.00	0	0.00
Daily Pass Sale	0	0.00	0	0.00	0	0.00	0	0.00	0	0.00	0	0.00
Local Pass Sales	0	0.00	0	0.00	0	0.00	0	0.00	0	0.00	0	0.00
Return Pass Sale	0	0.00	0	0.00	0	0.00	0	0.00	0	0.00	0	0.00

Total Non-Tollable Traffic Count Entry Details

Transaction Type	Car/Jeep Count	Bus Count	Truck Count	LCV Count	Multi Axle Vehicle Count	3 Axle Count	AVCX
Exempt	2838	10	34	233	25	5	0
Exit Toll	10189	1104	1210	2084	917	776	0
Pass Through NH4	0	0	0	0	0	0	0
Pass Through YDEW	0	0	0	0	0	0	0
Card Punch	37	0	0	10	0	0	0
Tag Punch	32	27	0	5	12	0	0
Violation	192	4	2	11	1	2	22

Total Traffic Count Entry Details

Transaction Type	Car/Jeep Count	Bus Count	Truck Count	LCV Count	Multi Axle Vehicle Count	3 Axle Count	AVCX
Tollable Traffic	12185	1213	1240	2341	718	806	0
Non-Tollable Traffic	13289	1145	1248	2343	955	782	22
Total Traffic Count	25473	2358	2488	4684	1674	1588	22



Executive Engineer
PW

Superintending Engineer
PW


Talegaon YCEW

15/06/2016

Annexure 8 - Daily Tollable Traffic Count and Revenue Entry Details												
Date		15-Jun-16										
Section Name		0										
Bank Name where cash depositing		BANK OF INDIA										
Bank Account Number		06022011000001										
Collection Depositing Date		16-Jun-16										
Direction		Talegaon To Mumbai										
Transaction Type	Car/Jeep Count	Total Car/Jeep Amount(In Rs)	Bus Count	Total Bus Amount (In Rs.)	Truck Count	Total Truck Amount (In Rs.)	LCV Count	Total LCV Amount (In Rs.)	MAV(Multi Axle Vehicle) Count	Total MAV (Multi Axle Vehicle) Amount (In Rs.)	3 Axle Count	Total 3 Axle Amount (In Rs.)
1	2	3	4	5	6	7	8	9	10	11	12	13
Single Journey	10403	2010318.00	1163	670381.00	1185	454563.00	1955	582090.00	614	775971.00	860	654588.00
Monthly Pass Sales	0	0.00	0	0.00	0	0.00	0	0.00	0	0.00	0	0.00
Discounted Coupons Sales 10%	0	0.00	0	0.00	0	0.00	0	0.00	0	0.00	0	0.00
Discounted Coupons Sales 28%	0	0.00	0	0.00	0	0.00	0	0.00	0	0.00	0	0.00
Daily Pass Sale	0	0.00	0	0.00	0	0.00	0	0.00	0	0.00	0	0.00
Local Pass Sales	0	0.00	0	0.00	0	0.00	0	0.00	0	0.00	0	0.00
Return Pass Sale	0	0.00	0	0.00	0	0.00	0	0.00	0	0.00	0	0.00
Direction		Talegaon To Khalapur Connector										
Transaction Type	Car/Jeep Count	Total Car/Jeep Amount(In Rs)	Bus Count	Total Bus Amount (In Rs.)	Truck Count	Total Truck Amount (In Rs.)	LCV Count	Total LCV Amount (In Rs.)	MAV(Multi Axle Vehicle) Count	Total MAV (Multi Axle Vehicle) Amount (In Rs.)	3 Axle Count	Total 3 Axle Amount (In Rs.)
1	2	3	4	5	6	7	8	9	10	11	12	13
Single Journey	198	28516.00	5	2140.00	35	10990.00	36	8100.00	42	41496.00	26	19318.00
Monthly Pass Sales	0	0.00	0	0.00	0	0.00	0	0.00	0	0.00	0	0.00
Discounted Coupons Sales 10%	0	0.00	0	0.00	0	0.00	0	0.00	0	0.00	0	0.00
Discounted Coupons Sales 28%	0	0.00	0	0.00	0	0.00	0	0.00	0	0.00	0	0.00
Daily Pass Sale	0	0.00	0	0.00	0	0.00	0	0.00	0	0.00	0	0.00
Local Pass Sales	0	0.00	0	0.00	0	0.00	0	0.00	0	0.00	0	0.00
Return Pass Sale	0	0.00	0	0.00	0	0.00	0	0.00	0	0.00	0	0.00
Direction		Talegaon To Kusgaon										
Transaction Type	Car/Jeep Count	Total Car/Jeep Amount(In Rs)	Bus Count	Total Bus Amount (In Rs.)	Truck Count	Total Truck Amount (In Rs.)	LCV Count	Total LCV Amount (In Rs.)	MAV(Multi Axle Vehicle) Count	Total MAV (Multi Axle Vehicle) Amount (In Rs.)	3 Axle Count	Total 3 Axle Amount (In Rs.)
1	2	3	4	5	6	7	8	9	10	11	12	13
Single Journey	1095	126115.00	18	5488.00	93	23343.00	184	33120.00	54	42660.00	82	46708.00
Monthly Pass Sales	0	0.00	0	0.00	0	0.00	0	0.00	0	0.00	0	0.00
Discounted Coupons Sales 18%	0	0.00	0	0.00	0	0.00	0	0.00	0	0.00	0	0.00
Discounted Coupons Sales 28%	0	0.00	0	0.00	0	0.00	0	0.00	0	0.00	0	0.00
Daily Pass Sale	0	0.00	0	0.00	0	0.00	0	0.00	0	0.00	0	0.00
Local Pass Sales	0	0.00	0	0.00	0	0.00	0	0.00	0	0.00	0	0.00
Return Pass Sale	0	0.00	0	0.00	0	0.00	0	0.00	0	0.00	0	0.00
Direction		Kusgaon To Pune										
Transaction Type	Car/Jeep Count	Total Car/Jeep Amount(In Rs)	Bus Count	Total Bus Amount (In Rs.)	Truck Count	Total Truck Amount (In Rs.)	LCV Count	Total LCV Amount (In Rs.)	MAV(Multi Axle Vehicle) Count	Total MAV (Multi Axle Vehicle) Amount (In Rs.)	3 Axle Count	Total 3 Axle Amount (In Rs.)
1	2	3	4	5	6	7	8	9	10	11	12	13
Single Journey	1243	147030.00	54	21841.00	38	9036.00	172	32040.00	28	25807.00	14	9108.00
Monthly Pass Sales	0	0.00	0	0.00	0	0.00	0	0.00	0	0.00	0	0.00
Discounted Coupons Sales 10%	0	0.00	0	0.00	0	0.00	0	0.00	0	0.00	0	0.00
Discounted Coupons Sales 20%	0	0.00	0	0.00	0	0.00	0	0.00	0	0.00	0	0.00
Daily Pass Sale	0	0.00	0	0.00	0	0.00	0	0.00	0	0.00	0	0.00
Local Pass Sales	0	0.00	0	0.00	0	0.00	0	0.00	0	0.00	0	0.00
Return Pass Sale	0	0.00	0	0.00	0	0.00	0	0.00	0	0.00	0	0.00

Total Non-Tollable Traffic Count Entry Details							
Transaction Type	Car/Jeep Count	Bus Count	Truck Count	LCV Count	Multi Axle Vehicle Count	3 Axle Count	AVCX
1	2	3	4	5	6	7	8
Exempt	2961	7	13	255	14	2	0
Exit Toll	10126	1108	1185	2024	800	815	0
Pass Through NH4	0	0	0	0	0	0	0
Pass Through YCEW	0	0	0	0	0	0	0
Card Punch	45	0	0	11	0	0	0
Tag Punch	34	26	1	10	13	3	0
Violation	255	3	1	20	2	0	28

Total Traffic Count Entry Details							
Transaction Type	Car/Jeep Count	Bus Count	Truck Count	LCV Count	Multi Axle Vehicle Count	3 Axle Count	AVCX
1	2	3	4	5	6	7	8
Tollable Traffic	12937	1238	1349	2347	738	782	0
Non - Tollable Traffic	13421	1144	1200	2320	829	820	28
Total Traffic Count	26358	2382	2549	4667	1567	1602	28



Rajesh K. Patil


Executive Engineer
P W

Superintending Engineer
P W

Annexure 6 - Daily Tollable Traffic Count and Revenue Entry Details												
Date	14-Jun-16											
Section Name	0											
Bank Name where cash depositing	BANK OF INDIA											
Bank Account Number	060220110000001											
Collection Depositing Date	15-Jun-16											
Direction	Talegaon To Mumbai											
Transaction Type	Car/Jeep Count	Total Car/Jeep Amount(In Rs)	Bus Count	Total Bus Amount (In Rs.)	Truck Count	Total Truck Amount (In Rs.)	LCV Count	Total LCV Amount (In Rs.)	MAV(Multi Axle Vehicle) Count	Total MAV (Multi Axle Vehicle) Amount (In Rs.)	3 Axle Count	Total 3 Axle Amount (In Rs.)
1	2	3	4	5	6	7	8	9	10	11	12	13
Single Journey	10704	2067915.00	1194	885142.00	1091	415699.00	1897	554618.00	525	661506.00	583	578356.00
Monthly Pass Sales	0	0.00	0	0.00	0	0.00	0	0.00	0	0.00	0	0.00
Discounted Coupons Sales 10%	0	0.00	0	0.00	0	0.00	0	0.00	0	0.00	0	0.00
Discounted Coupons Sales 20%	0	0.00	0	0.00	0	0.00	0	0.00	0	0.00	0	0.00
Daily Pass Sale	0	0.00	0	0.00	0	0.00	0	0.00	0	0.00	0	0.00
Local Pass Sales	0	0.00	0	0.00	0	0.00	0	0.00	0	0.00	0	0.00
Return Pass Sale	0	0.00	0	0.00	0	0.00	0	0.00	0	0.00	0	0.00
Direction	Talegaon To Khalapur Connector											
Transaction Type	Car/Jeep Count	Total Car/Jeep Amount(In Rs)	Bus Count	Total Bus Amount (In Rs.)	Truck Count	Total Truck Amount (In Rs.)	LCV Count	Total LCV Amount (In Rs.)	MAV(Multi Axle Vehicle) Count	Total MAV (Multi Axle Vehicle) Amount (In Rs.)	3 Axle Count	Total 3 Axle Amount (In Rs.)
1	2	3	4	5	6	7	8	9	10	11	12	13
Single Journey	231	33726.00	4	1712.00	31	9734.00	29	6525.00	37	36556.00	25	18575.00
Monthly Pass Sales	0	0.00	0	0.00	0	0.00	0	0.00	0	0.00	0	0.00
Discounted Coupons Sales 10%	0	0.00	0	0.00	0	0.00	0	0.00	0	0.00	0	0.00
Discounted Coupons Sales 20%	0	0.00	0	0.00	0	0.00	0	0.00	0	0.00	0	0.00
Daily Pass Sale	0	0.00	0	0.00	0	0.00	0	0.00	0	0.00	0	0.00
Local Pass Sales	0	0.00	0	0.00	0	0.00	0	0.00	0	0.00	0	0.00
Return Pass Sale	0	0.00	0	0.00	0	0.00	0	0.00	0	0.00	0	0.00
Direction	Talegaon To Kusalpur											
Transaction Type	Car/Jeep Count	Total Car/Jeep Amount(In Rs)	Bus Count	Total Bus Amount (In Rs.)	Truck Count	Total Truck Amount (In Rs.)	LCV Count	Total LCV Amount (In Rs.)	MAV(Multi Axle Vehicle) Count	Total MAV (Multi Axle Vehicle) Amount (In Rs.)	3 Axle Count	Total 3 Axle Amount (In Rs.)
1	2	3	4	5	6	7	8	9	10	11	12	13
Single Journey	1118	130806.00	14	4802.00	75	18825.00	177	31860.00	59	46610.00	97	57618.00
Monthly Pass Sales	0	0.00	0	0.00	0	0.00	0	0.00	0	0.00	0	0.00
Discounted Coupons Sales 10%	0	0.00	0	0.00	0	0.00	0	0.00	0	0.00	0	0.00
Discounted Coupons Sales 20%	0	0.00	0	0.00	0	0.00	0	0.00	0	0.00	0	0.00
Daily Pass Sale	0	0.00	0	0.00	0	0.00	0	0.00	0	0.00	0	0.00
Local Pass Sales	0	0.00	0	0.00	0	0.00	0	0.00	0	0.00	0	0.00
Return Pass Sale	0	0.00	0	0.00	0	0.00	0	0.00	0	0.00	0	0.00
Direction	Kusalpur To Pune											
Transaction Type	Car/Jeep Count	Total Car/Jeep Amount(In Rs)	Bus Count	Total Bus Amount (In Rs.)	Truck Count	Total Truck Amount (In Rs.)	LCV Count	Total LCV Amount (In Rs.)	MAV(Multi Axle Vehicle) Count	Total MAV (Multi Axle Vehicle) Amount (In Rs.)	3 Axle Count	Total 3 Axle Amount (In Rs.)
1	2	3	4	5	6	7	8	9	10	11	12	13
Single Journey	1232	145899.00	55	23327.00	44	11044.00	176	32280.00	15	13594.00	20	13464.00
Monthly Pass Sales	0	0.00	0	0.00	0	0.00	0	0.00	0	0.00	0	0.00
Discounted Coupons Sales 10%	0	0.00	0	0.00	0	0.00	0	0.00	0	0.00	0	0.00
Discounted Coupons Sales 20%	0	0.00	0	0.00	0	0.00	0	0.00	0	0.00	0	0.00
Daily Pass Sale	0	0.00	0	0.00	0	0.00	0	0.00	0	0.00	0	0.00
Local Pass Sales	0	0.00	0	0.00	0	0.00	0	0.00	0	0.00	0	0.00
Return Pass Sale	0	0.00	0	0.00	0	0.00	0	0.00	0	0.00	0	0.00

Total Non-Tollable Traffic Count Entry Details							
Transaction Type	Car/Jeep Count	Bus Count	Truck Count	LCV Count	Multi Axle Vehicle Count	3 Axle Count	AVCX
1	2	3	4	5	6	7	8
Exempt	3101	8	29	247	0	3	0
Exit Toll	10233	1120	1154	2124	810	605	0
Pass Through NH4	0	0	0	0	0	0	0
Pass Through YCEW	0	0	0	0	0	0	0
Card Punch	48	0	0	11	0	0	0
Tag Punch	39	36	0	13	8	7	0
Violation	603	5	13	16	1	2	20

Total Traffic Count Entry Details							
Transaction Type	Car/Jeep Count	Bus Count	Truck Count	LCV Count	Multi Axle Vehicle Count	3 Axle Count	AVCX
1	2	3	4	5	6	7	8
Tollable Traffic	13285	1267	1241	2279	535	725	0
Non - Tollable Traffic	14024	1171	1196	2411	819	818	20
Total Traffic Count	27309	2438	2437	4690	1455	1543	20



Signature

Executive Engineer
P W

Superintending Engineer
P W

Talegaon YCEW 13/06/2016


Annexure 8 - Daily Tollable Traffic Count and Revenue Entry Details												
Date	13-Jun-16											
Section Name	0											
Bank Name where cash depositing	BANK OF INDIA											
Bank Account Number	060220110000001											
Collection Depositing Date	14-Jun-16											
Direction	Talegaon To Mumbai											
Transaction Type	Car/Jeep Count	Total Car/Jeep Amount(In Rs)	Bus Count	Total Bus Amount (In Rs.)	Truck Count	Total Truck Amount (In Rs.)	LCV Count	Total LCV Amount (In Rs.)	MAV(Multi Axle Vehicle) Count	Total MAV (Multi Axle Vehicle) Amount (In Rs.)	3 Axle Count	Total 3 Axle Amount (In Rs.)
1	2	3	4	5	6	7	8	9	10	11	12	13
Single Journey	11498	222721.00	1268	729755.00	1013	386733.00	1793	532752.00	533	679600.00	652	645480.00
Monthly Pass Sales	0	0.00	0	0.00	0	0.00	0	0.00	0	0.00	0	0.00
Discounted Coupons Sales 10%	0	0.00	0	0.00	0	0.00	0	0.00	0	0.00	0	0.00
Discounted Coupons Sales 20%	0	0.00	0	0.00	0	0.00	0	0.00	0	0.00	0	0.00
Daily Pass Sale	0	0.00	0	0.00	0	0.00	0	0.00	0	0.00	0	0.00
Local Pass Sales	0	0.00	0	0.00	0	0.00	0	0.00	0	0.00	0	0.00
Return Pass Sale	0	0.00	0	0.00	0	0.00	0	0.00	0	0.00	0	0.00
Direction	Talegaon To Khalapur Connector											
Transaction Type	Car/Jeep Count	Total Car/Jeep Amount(In Rs)	Bus Count	Total Bus Amount (In Rs.)	Truck Count	Total Truck Amount (In Rs.)	LCV Count	Total LCV Amount (In Rs.)	MAV(Multi Axle Vehicle) Count	Total MAV (Multi Axle Vehicle) Amount (In Rs.)	3 Axle Count	Total 3 Axle Amount (In Rs.)
1	2	3	4	5	6	7	8	9	10	11	12	13
Single Journey	236	34458.00	7	2995.00	26	8164.00	35	7875.00	41	40508.00	29	21547.00
Monthly Pass Sales	0	0.00	0	0.00	0	0.00	0	0.00	0	0.00	0	0.00
Discounted Coupons Sales 10%	0	0.00	0	0.00	0	0.00	0	0.00	0	0.00	0	0.00
Discounted Coupons Sales 20%	0	0.00	0	0.00	0	0.00	0	0.00	0	0.00	0	0.00
Daily Pass Sale	0	0.00	0	0.00	0	0.00	0	0.00	0	0.00	0	0.00
Local Pass Sales	0	0.00	0	0.00	0	0.00	0	0.00	0	0.00	0	0.00
Return Pass Sale	0	0.00	0	0.00	0	0.00	0	0.00	0	0.00	0	0.00
Direction	Talegaon To Kusaon											
Transaction Type	Car/Jeep Count	Total Car/Jeep Amount(In Rs)	Bus Count	Total Bus Amount (In Rs.)	Truck Count	Total Truck Amount (In Rs.)	LCV Count	Total LCV Amount (In Rs.)	MAV(Multi Axle Vehicle) Count	Total MAV (Multi Axle Vehicle) Amount (In Rs.)	3 Axle Count	Total 3 Axle Amount (In Rs.)
1	2	3	4	5	6	7	8	9	10	11	12	13
Single Journey	1211	141921.00	11	3773.00	80	20080.00	187	33660.00	54	42560.00	77	45738.00
Monthly Pass Sales	0	0.00	0	0.00	0	0.00	0	0.00	0	0.00	0	0.00
Discounted Coupons Sales 10%	0	0.00	0	0.00	0	0.00	0	0.00	0	0.00	0	0.00
Discounted Coupons Sales 20%	0	0.00	0	0.00	0	0.00	0	0.00	0	0.00	0	0.00
Daily Pass Sale	0	0.00	0	0.00	0	0.00	0	0.00	0	0.00	0	0.00
Local Pass Sales	0	0.00	0	0.00	0	0.00	0	0.00	0	0.00	0	0.00
Return Pass Sale	0	0.00	0	0.00	0	0.00	0	0.00	0	0.00	0	0.00
Direction	Kusaon To Pune											
Transaction Type	Car/Jeep Count	Total Car/Jeep Amount(In Rs)	Bus Count	Total Bus Amount (In Rs.)	Truck Count	Total Truck Amount (In Rs.)	LCV Count	Total LCV Amount (In Rs.)	MAV(Multi Axle Vehicle) Count	Total MAV (Multi Axle Vehicle) Amount (In Rs.)	3 Axle Count	Total 3 Axle Amount (In Rs.)
1	2	3	4	5	6	7	8	9	10	11	12	13
Single Journey	1379	163137.00	64	24562.00	42	10542.00	203	36660.00	9	6954.00	17	10068.00
Monthly Pass Sales	0	0.00	0	0.00	0	0.00	0	0.00	0	0.00	0	0.00
Discounted Coupons Sales 10%	0	0.00	0	0.00	0	0.00	0	0.00	0	0.00	0	0.00
Discounted Coupons Sales 20%	0	0.00	0	0.00	0	0.00	0	0.00	0	0.00	0	0.00
Daily Pass Sale	0	0.00	0	0.00	0	0.00	0	0.00	0	0.00	0	0.00
Local Pass Sales	0	0.00	0	0.00	0	0.00	0	0.00	0	0.00	0	0.00
Return Pass Sale	0	0.00	0	0.00	0	0.00	0	0.00	0	0.00	0	0.00

Total Non-Tollable Traffic Count Entry Details							
Transaction Type	Car/Jeep Count	Bus Count	Truck Count	LCV Count	Multi Axle Vehicle Count	3 Axle Count	AVCX
1	2	3	4	5	6	7	8
Exempt	3221	7	13	202	6	6	0
Exit Toll	10517	1158	1099	1796	745	710	0
Pass Through NH4	0	0	0	0	0	0	0
Pass Through YCEW	0	0	0	0	0	0	0
Card Punch	39	0	0	12	0	0	0
Tag Punch	33	30	0	3	7	0	0
Violation	481	3	1	10	0	1	20

Total Traffic Count Entry Details							
Transaction Type	Car/Jeep Count	Bus Count	Truck Count	LCV Count	Multi Axle Vehicle Count	3 Axle Count	AVCX
1	2	3	4	5	6	7	8
Tollable Traffic	14324	1360	1161	2218	642	773	0
Non - Tollable Traffic	14391	1198	1113	2023	762	717	20
Total Traffic Count	28715	2558	2274	4241	1404	1492	20

Executive Engineer
P W

Superintending Engineer
P W



Talegaon YCEW 12/06/2016

Annexure 8 - Daily Tollable Traffic Count and Revenue Entry Details												
Date	12-Jun-16											
Section Name	0											
Bank Name where cash depositing	BANK OF INDIA											
Bank Account Number	060220110000001											
Collection Depositing Date	13-Jun-16											
Direction	Talegaon To Mumbai											
Transaction Type	Car/Jeep Count	Total Car/Jeep Amount (In Rs.)	Bus Count	Total Bus Amount (In Rs.)	Truck Count	Total Truck Amount (In Rs.)	LCV Count	Total LCV Amount (In Rs.)	MAV(Multi Axle Vehicle) Count	Total MAV (Multi Axle Vehicle) Amount (In Rs.)	3 Axle Count	Total 3 Axle Amount (In Rs.)
1	2	3	4	5	6	7	8	9	10	11	12	13
Single Journey	20085	3881721.00	1537	908793.00	1152	437987.00	1881	559710.00	589	744708.00	671	684290.00
Monthly Pass Sales	0	0.00	0	0.00	0	0.00	0	0.00	0	0.00	0	0.00
Discounted Coupons Sales 10%	0	0.00	0	0.00	0	0.00	0	0.00	0	0.00	0	0.00
Discounted Coupons Sales 20%	0	0.00	0	0.00	0	0.00	0	0.00	0	0.00	0	0.00
Daily Pass Sale	0	0.00	0	0.00	0	0.00	0	0.00	0	0.00	0	0.00
Local Pass Sales	0	0.00	0	0.00	0	0.00	0	0.00	0	0.00	0	0.00
Return Pass Sale	0	0.00	0	0.00	0	0.00	0	0.00	0	0.00	0	0.00
Direction	Talegaon To Kholapur Connector											
Transaction Type	Car/Jeep Count	Total Car/Jeep Amount (In Rs.)	Bus Count	Total Bus Amount (In Rs.)	Truck Count	Total Truck Amount (In Rs.)	LCV Count	Total LCV Amount (In Rs.)	MAV(Multi Axle Vehicle) Count	Total MAV (Multi Axle Vehicle) Amount (In Rs.)	3 Axle Count	Total 3 Axle Amount (In Rs.)
1	2	3	4	5	6	7	8	9	10	11	12	13
Single Journey	428	62488.00	9	3852.00	30	8420.00	49	11025.00	31	30628.00	19	14117.00
Monthly Pass Sales	0	0.00	0	0.00	0	0.00	0	0.00	0	0.00	0	0.00
Discounted Coupons Sales 10%	0	0.00	0	0.00	0	0.00	0	0.00	0	0.00	0	0.00
Discounted Coupons Sales 20%	0	0.00	0	0.00	0	0.00	0	0.00	0	0.00	0	0.00
Daily Pass Sale	0	0.00	0	0.00	0	0.00	0	0.00	0	0.00	0	0.00
Local Pass Sales	0	0.00	0	0.00	0	0.00	0	0.00	0	0.00	0	0.00
Return Pass Sale	0	0.00	0	0.00	0	0.00	0	0.00	0	0.00	0	0.00
Direction	Talegaon To Kusgaon											
Transaction Type	Car/Jeep Count	Total Car/Jeep Amount (In Rs.)	Bus Count	Total Bus Amount (In Rs.)	Truck Count	Total Truck Amount (In Rs.)	LCV Count	Total LCV Amount (In Rs.)	MAV(Multi Axle Vehicle) Count	Total MAV (Multi Axle Vehicle) Amount (In Rs.)	3 Axle Count	Total 3 Axle Amount (In Rs.)
1	2	3	4	5	6	7	8	9	10	11	12	13
Single Journey	2431	284427.00	34	11662.00	74	18574.00	170	30800.00	38	30620.00	71	42174.00
Monthly Pass Sales	0	0.00	0	0.00	0	0.00	0	0.00	0	0.00	0	0.00
Discounted Coupons Sales 10%	0	0.00	0	0.00	0	0.00	0	0.00	0	0.00	0	0.00
Discounted Coupons Sales 20%	0	0.00	0	0.00	0	0.00	0	0.00	0	0.00	0	0.00
Daily Pass Sale	0	0.00	0	0.00	0	0.00	0	0.00	0	0.00	0	0.00
Local Pass Sales	0	0.00	0	0.00	0	0.00	0	0.00	0	0.00	0	0.00
Return Pass Sale	0	0.00	0	0.00	0	0.00	0	0.00	0	0.00	0	0.00
Direction	Kusgaon To Pune											
Transaction Type	Car/Jeep Count	Total Car/Jeep Amount (In Rs.)	Bus Count	Total Bus Amount (In Rs.)	Truck Count	Total Truck Amount (In Rs.)	LCV Count	Total LCV Amount (In Rs.)	MAV(Multi Axle Vehicle) Count	Total MAV (Multi Axle Vehicle) Amount (In Rs.)	3 Axle Count	Total 3 Axle Amount (In Rs.)
1	2	3	4	5	6	7	8	9	10	11	12	13
Single Journey	2611	329472.00	59	21153.00	33	8283.00	175	31500.00	7	8554.00	2	5148.00
Monthly Pass Sales	0	0.00	0	0.00	0	0.00	0	0.00	0	0.00	0	0.00
Discounted Coupons Sales 10%	0	0.00	0	0.00	0	0.00	0	0.00	0	0.00	0	0.00
Discounted Coupons Sales 20%	0	0.00	0	0.00	0	0.00	0	0.00	0	0.00	0	0.00
Daily Pass Sale	0	0.00	0	0.00	0	0.00	0	0.00	0	0.00	0	0.00
Local Pass Sales	0	0.00	0	0.00	0	0.00	0	0.00	0	0.00	0	0.00
Return Pass Sale	0	0.00	0	0.00	0	0.00	0	0.00	0	0.00	0	0.00

Total Non-Tollable Traffic Count Entry Details							
Transaction Type	Car/Jeep Count	Bus Count	Truck Count	LCV Count	Multi Axle Vehicle Count	3 Axle Count	AVCX
1	2	3	4	5	6	7	8
Exempt	3073	14	10	171	11	5	0
Exit Toll	10784	1151	684	1424	614	510	0
Pass Through NH4	0	0	0	0	0	0	0
Pass Through YCEW	0	0	0	0	0	0	0
Card Punch	9	0	0	3	0	0	0
Tag Punch	25	18	0	2	19	1	0
Violation	5006	43	9	65	4	7	81

Total Traffic Count Entry Details							
Transaction Type	Car/Jeep Count	Bus Count	Truck Count	LCV Count	Multi Axle Vehicle Count	3 Axle Count	AVCX
1	2	3	4	5	6	7	8
Tollable Traffic	25755	1669	1289	2275	655	769	0
Non-Tollable Traffic	18899	1226	703	1865	648	523	61
Total Traffic Count	44654	2915	1992	3940	1313	1292	61

Executive Engineer
PW

Superintending Engineer
PW

MUMBAI
Mumbai Infrastructure Private Limited
P. K. Karve